

SP LINE

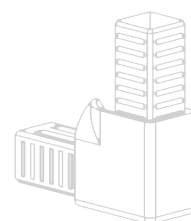
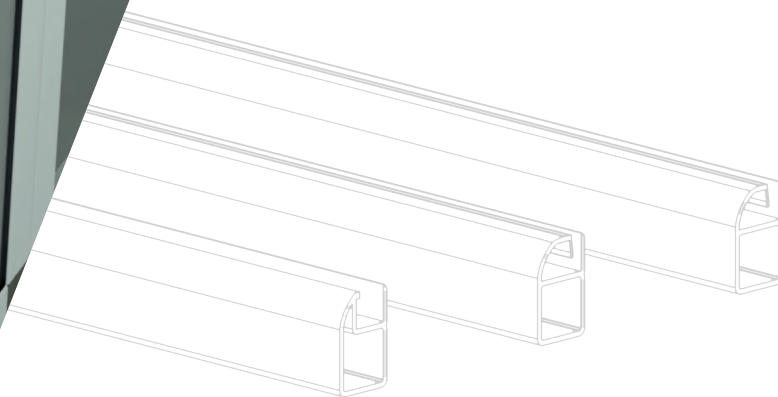
ED. 15



 **Alusic**

PROTEZIONI PER MACCHINE AUTOMATICHE

SAFETY GUARDS FOR AUTOMATIC MACHINES
PROTECCIONES PARA MÁQUINAS AUTOMÁTICAS
PROTECTIONS POUR MACHINES AUTOMATIQUES
SCHUTZSYSTEME FÜR AUTOMATISCHE MASCHINEN



IT Line SP comprende profili in alluminio estruso e accessori per la realizzazione di protezioni antinfortunistiche a bordo macchina e protezioni perimetrali per la messa in sicurezza delle macchine automatiche.

I giunti ad incastro garantiscono una notevole facilità e velocità di montaggio; i profili chiusi evitano l'accumulo di sporco oltre a restituire un ottimo risultato estetico.

Il catalogo Line SP comprende la serie EVO, con giunti in nylon rinforzato con fibra di vetro, e la serie FPZ, con giunti in poliamide rinforzati da un'anima in alluminio.

I sistemi EVO e FPZ trovano applicazione nella realizzazione di telai, strutture, carterizzazioni e protezioni in tutti i settori del packaging e negli impianti di produzione per diversi tipi di settore tra cui quello meccanico, chimico, farmaceutico, tessile e alimentare.

EN The SP Line includes extruded aluminium profiles and accessories to create machine safety guards and railings and perimeter safety guards for automatic machines.

Interlocking joints ensure quick and easy assembly, while the closed profiles prevent dirt build-up and offer an attractive look.

The SP Line catalogue encloses the EVO series, with glass-fibre reinforced nylon joints, and the FPZ series, with polyamide joints reinforced with an aluminium core.

The EVO and FPZ systems are ideal to create frames, structures, casings and guards in all sectors of the packaging industry and in production systems for various sectors such as mechanical engineering, chemical, pharmaceutical, textile and foodstuffs.

ES La línea SP incluye perfiles de aluminio extruido y accesorios para fabricar protecciones de maquinaria y protecciones perimetrales para garantizar la seguridad de las máquinas automáticas.

Las uniones por encaje garantizan una gran facilidad y rapidez de montaje; los perfiles cerrados evitan la acumulación de suciedad y permiten obtener un resultado estético excelente.

El catálogo Line SP incluye la serie EVO, con uniones de nailon reforzado con fibra de vidrio, y la serie FPZ, con uniones de poliamida reforzadas con núcleo de aluminio.

Los sistemas EVO y FPZ se utilizan para fabricar bastidores, estructuras, cárteres de cobertura y protecciones para todos los sectores del embalaje y para las instalaciones de producción de distintos sectores como el mecánico, el químico, el farmacéutico, el textil y el alimentario.

FR La Ligne SP comprend des profilés en aluminium extrudé et des accessoires pour la réalisation de protections de prévention des accidents à installer sur une machine et de protections périmétriques de mise en sécurité des machines automatiques.

Les joints à encastrement garantissent une grande facilité et une grande rapidité de montage; les profilés fermés évitent les dépôts de saletés et garantissent par ailleurs une esthétique irréprochable.

Le catalogue de la Ligne SP comprend la série EVO, avec des joints en nylon renforcé à la fibre de verre, et la série FPZ, avec des joints en polyamide renforcé par une âme en aluminium.

Les systèmes EVO et FPZ permettent la réalisation de châssis, de structures, de carter et de protections dans tous les secteurs du conditionnement et sur les installations de production dans divers secteurs tels que le secteur mécanique, chimique, pharmaceutique, textile et alimentaire.

DE Die Linie SP umfasst eloxierte Aluminiumprofile und Zubehörteile für Maschinenschutzeinrichtungen und Schutzeinhausungen zur Absicherung von Fertigungsautomaten.


Die Steckverbindungen sichern eine mühelose und schnelle Montage; die geschlossenen Profile vermeiden das Ansammeln von Schmutz und gewährleisten zudem ein hervorragendes ästhetisches Ergebnis.

Der Katalog der Linie SP enthält sowohl die EVO Serie mit Verbindungsstücken aus glasfaserverstärktem Nylon als auch die FPZ Serie mit Aluminiumkern verstärkten Verbindungsstücken aus Polyamid.







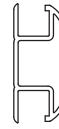


















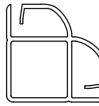


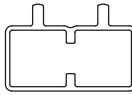
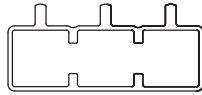
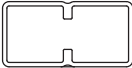
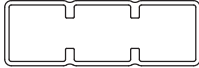








Die EVO und FPZ Systeme eignen sich für die Realisierung von Rahmen, Strukturen, Abdeckungen und Schutzeinrichtungen für Verpackungsmaschinen jeglicher Art sowie für Produktionsanlagen in zahlreichen Branchen wie im Maschinenbau, in der Pharmazie, in der chemischen sowie in der Textil- und Lebensmittelindustrie.


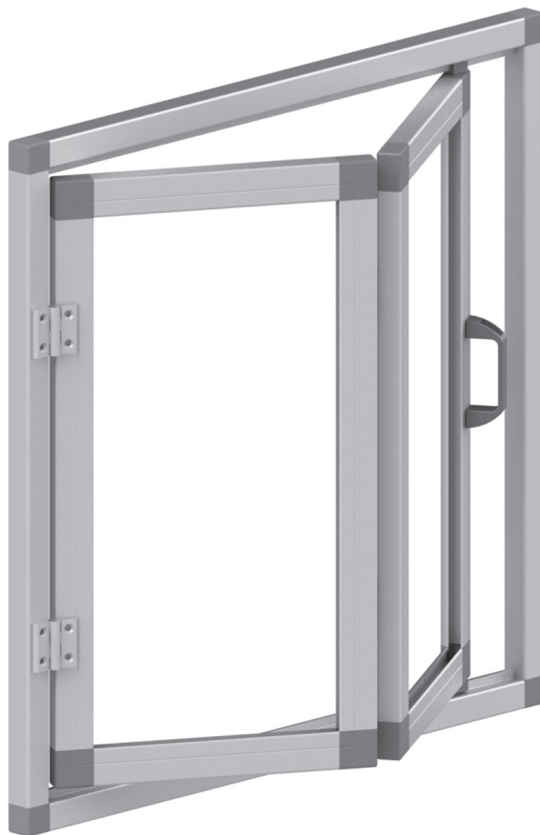
SERIE EVO

EVO SERIES
SERIE EVO
SÉRIE EVO
REIHE EVO



PROFILI / PROFILES / PERFILES / PROFILÉS / PROFILE

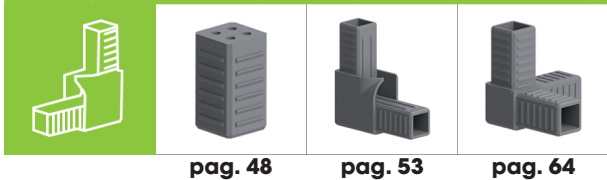
25X25	 <p>013.025.001 PAG. 15</p>  <p>013.025.002 PAG. 15</p>  <p>013.025.003 PAG. 16</p>  <p>013.025.004 PAG. 18</p>  <p>013.025.005 PAG. 18</p>  <p>013.025.006 PAG. 20</p>  <p>013.025.007 PAG. 21</p>  <p>013.025.008 PAG. 21</p>
	 <p>013.025.009 PAG. 16</p>  <p>013.025.010 PAG. 19</p>  <p>013.025.011 PAG. 17</p>  <p>013.025.012 PAG. 19</p>  <p>013.025.013 PAG. 22</p>  <p>013.025.014 PAG. 22</p>  <p>013.025.015 PAG. 17</p>  <p>013.025.016 PAG. 20</p>
30X30	 <p>013.030.001 PAG. 23</p>  <p>013.030.002 PAG. 23</p>  <p>013.030.003 PAG. 24</p>  <p>013.030.004 PAG. 25</p>  <p>013.030.005 PAG. 26</p>  <p>013.030.006 PAG. 27</p>  <p>013.030.007 PAG. 29</p>  <p>013.030.017 PAG. 29</p>
	 <p>013.030.008 PAG. 28</p>  <p>013.030.009 PAG. 24</p>  <p>013.030.010 PAG. 26</p>  <p>013.030.011 PAG. 30</p>  <p>013.030.012 PAG. 30</p>  <p>013.030.018 PAG. 31</p>
	 <p>013.030.013 PAG. 31</p>  <p>013.030.019 PAG. 32</p>  <p>013.030.014 PAG. 28</p>  <p>013.030.015 PAG. 25</p>  <p>013.030.016 PAG. 27</p>
SPECIALI SPECIALES ESPECIALES SPECIAUX BESONDERE	 <p>013.000.003A PAG. 79</p>
	 <p>013.030.020 PAG. 32</p>
	 <p>013.030.021 PAG. 33</p>
	 <p>013.030.022 PAG. 33</p>
	 <p>084.101.092 084.101.093 PAG. 34</p>



VITERIA / SCREWS / TORNILLOS / VIS / SCHRAUBEN



GIUNTI / CONNECTORS / JUNTAS / ÉLEMENTS DE LIAISON / BEFESTIGUNGSELEMENTE




CORNICI / FRAMES / MARCOS / CADRES / RAHMEN



PIEDI / FEET / PIES / PIEDS / STELFÜßE



PANNELLI / PANELS / PANELES / PANNEAUX / PLATTEN




CERNIERE / HINGES / BISAGRAS / CHARNIÈRES / SCHARNIERE



MANIGLIE / HANDLES / MANIJAS / POIGNÉES / GRIFFE



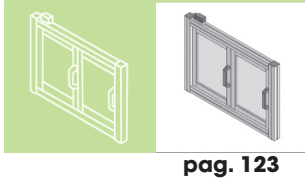
ACCESSORI PER SPORTELLI / ACCESSORIES FOR DOORS / ACCESORIOS PARA PUERTAS / ACCESSOIRES POUR PORTES / ZUBEHÖR FÜR TORE



UTENSILI / TOOLS / HERRAMIENTAS / OUTILS / WERKZEUGE



SISTEMI DI MONTAGGIO / ASSEMBLY SYSTEMS / SISTEMAS DE MONTAJE / SISTÈMES DE MONTAGE / MONTAGESYSTEME



IT

EVO è la linea Alusic versatile e completa ideata appositamente per offrire soluzioni di qualità per la realizzazione di protezioni a bordo macchina facilmente integrabili nel sistema macchina.

Ogni dettaglio degli articoli presenti all'interno del catalogo è stato studiato per ottenere un prodotto in linea con la Direttiva macchine 2006/42/CE e per mettere il costruttore nella condizione di ottenere il massimo risultato riducendo i tempi di montaggio.

La particolare geometria degli accessori non richiede lavorazioni complesse sui profili della serie EVO, una linea estremamente economica con due importanti vantaggi: l'ottimizzazione dei tempi di montaggio e la riduzione dei costi di lavorazione.

Oltre alla funzionalità, nella progettazione è stata posta particolare attenzione all'estetica conferendo ai componenti linee armoniose ed equilibrate.

Il pacchetto di prodotti è accompagnato da un servizio rapido e completo, punto di forza derivante dalla disponibilità immediata degli articoli presso i nostri magazzini.

EN

EVO is the complete and versatile Alusic range designed specifically to provide high-quality solutions for machine guards and railings which can be easily incorporated into the machine system.

Each and every detail contained in the catalogue has been designed specifically to ensure that the products comply with the Machinery Directive 2006/42/EC and to allow manufacturers to achieve the best possible results while reducing their assembly time.

The particular geometry of the accessories does not require complex work on the EVO series profiles, a particularly low-cost range with two significant advantages: optimised assembly time and reduced machining costs.

In addition to their functionality, the design focused particularly on the aesthetic aspect to ensure a range of components with well-balanced lines.

The product range is supported by fast and complete service, an advantage deriving from the immediate availability of the items in our warehouse.

ES

EVO es la línea Alusic versátil y completa que ofrece soluciones de calidad para la fabricación de protecciones incorporadas en la máquina que se integran fácilmente en el sistema máquina.

Se ha estudiado cada detalle de los artículos presentes en el catálogo para obtener un producto conforme a la Directiva 2006/42/CE relativa a las máquinas y para que el fabricante pueda obtener el máximo resultado reduciendo los tiempos de montaje.

Gracias a la geometría especial de los accesorios no es necesario realizar mecanizados complejos en los perfiles de la serie EVO, una línea sumamente económica con dos ventajas importantes: la optimización de los tiempos de montaje y la reducción de los costes de producción.

En el diseño se ha ido más allá de la funcionalidad y se ha prestado especial atención a la estética, dotando a los componentes de líneas armoniosas y equilibradas.

El paquete de productos se acompaña con un servicio rápido y completo, ventaja derivada de la disponibilidad inmediata de los artículos en nuestros almacenes.

FR

EVO est la ligne Alusic flexible et complète spécialement conçue pour offrir des solutions de qualité afin de réaliser des protections à installer sur une machine et faciles à intégrer au système de la machine elle-même.

Chaque détail des produits du catalogue a été pensé pour obtenir un produit conforme à la Directive Machines 2006/42/CE et pour mettre le constructeur dans des conditions lui permettant d'obtenir un résultat optimal tout en réduisant les temps de montage.

La configuration géométrique particulière des accessoires n'impose pas d'usinages complexes sur les profilés de la série EVO, ligne très économique qui offre deux avantages importants: l'optimisation des temps de montage et la réduction des coûts d'usinage.

En outre, la conception a fait une place très importante à la fonctionnalité tout en accordant une grande attention à l'esthétique en conférant aux différentes pièces des lignes harmonieuses et équilibrées.

La gamme de produits s'accompagne d'un service rapide et complet, atout qui repose sur la disponibilité immédiate des articles dans nos entrepôts.

DE

EVO ist eine vielseitige und komplette Linie, die speziell für hochwertige Lösungen für den Aufbau von Maschinenschutzeinrichtungen entwickelt wurde.

Jedes Detail der Artikel im Katalog wurde so gestaltet, um ein Produkt gemäß der Richtlinie 2006/42/EG zu erhalten, und um den Hersteller in die Lage versetzen, durch Verkürzung der Montagezeiten das maximale Ergebnis zu erreichen.

Die besondere Geometrie der Zubehörteile erfordert keine komplexe Bearbeitung der Serie EVO Profilen, eine preiswerte Linie mit zwei große Vorteile: Optimierung der Montagezeiten und Reduzierung der Bearbeitungskosten.

Neben der Funktionalität, besonderes Augenmerk auf die Ästhetik des Designs gelegt wurde, um den Komponenten harmonische und ausgewogene Linien zu geben.

Das Produktangebot enthält einen schnellen und kompletten Kundendienst, dank der sofortigen Verfügbarkeit von Artikeln in unseren Lagern.

GIUNTI

JOINTS / JUNTAS / JOINTS / VERBINDER

Caratteristiche tecniche del prodotto:

Product technical specifications: / Características técnicas del producto:

Caractéristiques techniques du produit: / Technische Produkmerkmale:

Materiale termoplastico parzialmente cristallino + sfere vetro (PA6+GF) - Colore: RAL 7023

La carica in sfere di vetro, permette ai giunti di essere impiegati in ambienti con temperature elevate (fino a 110°C in continuo e per tempi brevi anche fino a 240°C) inoltre aumenta la resistenza all'usura rispetto al polimero base.

Glass-fibre reinforced semi-crystalline polyamide (PA6+GF) - Colour: RAL 7023

The glass-fibre reinforcement allows the joints to be used in high-temperature environments (up to 110° C at constant temperature and up to 240° C for short periods), and also increases the wear resistance compared to the base polymer.

Material termoplástico parcialmente cristalino + esferas de vidrio (PA6+GF) - Color: RAL 7023

La carga en esferas de vidrio permite que las juntas se utilicen en ambientes con altas temperaturas (hasta 110 °C de forma continua y por tiempos cortos incluso hasta 240 °C) y también aumenta la resistencia al desgaste en comparación con el polímero base

Matériau thermoplastique semi-cristallin + billes de verre (PA6+GF) - Couleur : RAL 7023

La présence de billes de verre permet d'utiliser les joints dans des environnements exposés à des hautes températures (jusqu'à 110 °C en exposition constante et jusqu'à 240 °C pour bref exposition) ainsi que d'augmenter la résistance à l'usure par rapport au polymère de base.

Semikristalliner Thermoplast + Glaskugeln (PA6+GF) - Farbe: RAL 7023

Die Verstärkung mit Glaskugeln ermöglicht die Verwendung der Verbinder in Hochtemperaturbereichen (bei konstanter Temperatur bis 110 °C und kurzzeitig bis 240 °C) und erhöht die Verschleißbeständigkeit gegenüber dem Basispolymer.

<p>Caratteristiche meccaniche:</p> <ul style="list-style-type: none"> • Buona resistenza all'urto • Buona resistenza all'invecchiamento • Elevata resistenza alla fatica • Resistenza all'usura <p>Mechanical characteristics:</p> <ul style="list-style-type: none"> • Good impact strength • Extremely durable • High fatigue strength • Wear resistance <p>Características mecánicas:</p> <ul style="list-style-type: none"> • Buena resistencia al impacto • Durable • Alta resistencia a la fatiga • Resistencia al desgaste <p>Caractéristiques mécaniques:</p> <ul style="list-style-type: none"> • Bonne résistance aux chocs • Durable • Haute résistance à la fatigue • Résistance à l'usure <p>Mechanische Eigenschaften:</p> <ul style="list-style-type: none"> • Gute Schlagfestigkeit • Gute Alterungsbeständigkeit • Hohe Ermüdungsbeständigkeit • Verschleißbeständigkeit 	<p>Resistente a:</p> <ul style="list-style-type: none"> • Benzina • Idrocarburi • Olii e grassi • Soluzioni alcaline in genere <p>Not affected by the following chemicals:</p> <ul style="list-style-type: none"> • Petrol • Hydrocarbons • Oils and grease • Alkaline solutions in general <p>Resistente a:</p> <ul style="list-style-type: none"> • Gasolina • Hidrocarburos • Aceites y grasas • Soluciones alcalinas en general <p>Résistant à:</p> <ul style="list-style-type: none"> • Essence • Hydrocarbures • Huiles et graisses • Solutions alcalines en général <p>Beständig gegen:</p> <ul style="list-style-type: none"> • Benzin • Kohlenwasserstoffe • Öle und Fette • Alkalische Lösungen allgemein
--	--


I giunti devono essere montati applicando della colla a presa rapida e inseriti successivamente nei profili utilizzando un martello in gomma, facendo attenzione a non rovinare il giunto, rispettando la sequenza riportata nelle immagini sottostanti:

The joints must be installed after the application of the rapid adhesive; insert them in the profiles using a rubber mallet, avoiding to damage the joint, following the sequence shown in the images below:

Las uniones se montan aplicando cola de secado rápido y posteriormente se introducen en los perfiles utilizando un martillo de goma, cuidando de no dañar la junta, respetando la secuencia que se muestra en las imágenes siguientes:

Les joints doivent être assemblés en appliquant de la colle à prise rapide, puis insérés dans les profilés à l'aide d'un marteau en caoutchouc, en ayant soin de ne pas endommager le joint, en respectant la séquence illustrée dans les images ci-dessous:

Schnell abbindender Klebstoff im Profil auftragen und der Verbinder mit einem Gummihammer in das Profil einschieben. Darauf achten, dass der Verbinder nicht beschädigt wird. Siehe die Bilder unten:



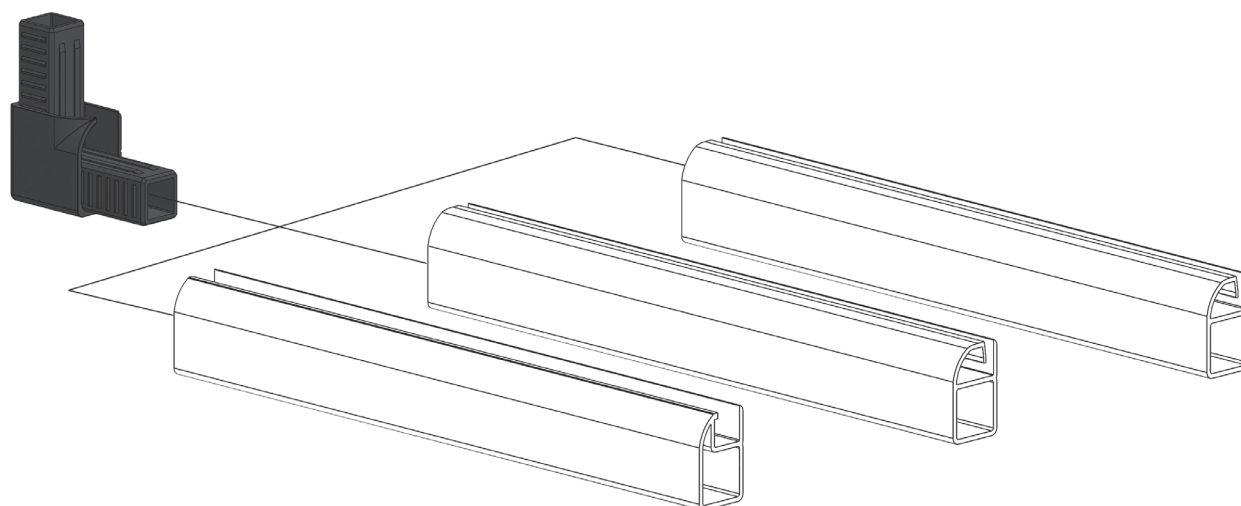
Con lo stesso giunto si possono usare profili con o senza guarnizione:

The same joint allows the use of profiles with or without seal:

Con la misma unión se pueden utilizar perfiles con o sin junta:

Avec le même joint, il est possible d'utiliser des profilés avec ou sans joint pour panneau:

Die Verbinder sind für Profile mit oder ohne Scheibendichtung geeignet:



013.025.006 montaggio con guarnizione / 013.025.002 per pannello 4 mm / 013.025.004 per pannello 5 mm

013.025.006 installation with seal / 013.025.002 for 4 mm panel / 013.025.004 for 5 mm panel

013.025.006 montaje con junta / 013.025.002 para panel de 4 mm / 013.025.004 para panel de 5 mm

013.025.006 montage avec garniture / 013.025.002 pour panneau de 4 mm / 013.025.004 pour panneau de 5 mm

013.025.006 Montage mit Scheibendichtung / 013.025.002 für 4-mm-Platte / 013.025.004 für 5-mm-Platte

SIMBOLI / SYMBOLS / SÍMBOLOS / SYMBOLES / SYMBOLE

NEW

Prodotto nuovo

New product
 Nuevo producto
 Nouveau produit
 Neues Produkt

STAINLESS STEEL

Prodotto in inox

Stainless steel product
 Producto de acero inoxidable
 Produit en acier inoxydable
 Produkt aus rostfreiem Stahl



Scatola

Box
 Caja
 Boîte
 Schachtel

COMPOSIZIONE DELLE LEGHE

CHEMICAL COMPOSITION OF ALLOYS / COMPOSICIÓN QUÍMICA DE LAS ALEACIONES
COMPOSITION CHIMIQUE DES ALLIAGES / CHEMISCHE ZUSAMMENSETZUNG DER LEGIERUNGEN

EN-AW	Cu	Fe	Mn	Mg	Si	Zn	Cr	Ti	Al
6060	0.10	0.1-0.3	0.10	0.35-0.6	0.3-0.6	0.15	0.05	0.10	dal 98% al 99%
6063	0.10	0.35	0.10	0.45-0.9	0.2-0.6	0.10	0.10	0.10	dal 97,5% al 98,5%

CARATTERISTICHE MECCANICHE

MECHANICAL PROPERTIES / CARACTERÍSTICAS MECÁNICAS
CARACTÉRISTIQUES MÉCANIQUES / MECHANISCHE EIGENSCHAFTEN

EN-AW	Rm (N/mm ²)	Rp0,2 (N/mm ²)	A (%)	HB
6060	190	150	8	70
6063	215	170	8	75

CARATTERISTICHE FISICHE


PHYSICAL PROPERTIES / CARACTERÍSTICAS FÍSICAS
CARACTÉRISTIQUES PHYSIQUES / PHYSIKALISCHE EIGENSCHAFTEN

E (N/mm ²)	69000
ρ (Ω mm ² /m)	0.033
λ W/mK	210
T _m (C°)	615 - 655
α (K ⁻¹)	25X10 ⁻⁶



PROFILI STANDARD

STANDARD PROFILES
PERFILES ESTÁNDARES
PROFILÉS STANDARD
STANDARD-PROFILE



IT I profili Alusic linea Evo, dotati di sedi per pannelli da 3 a 12 mm in versione con e senza guarnizione, sono la soluzione ideale per la realizzazione di ripari.

La giunzione tra i profili necessita di incollaggio per una durata ed affidabilità degli assemblaggi nel tempo.

EN Alusic Line Evo profiles, made to hold panels from 3 to 12 mm, in versions with and without seals, are the ideal solution for the assembly of guards.

The profile joints must be glued to ensure long-term durability and reliability of the assemblies.

ES Los perfiles Alusic line Evo, provistos de alojamientos para paneles de 3 a 12 mm en versión con y sin junta, son la solución perfecta para los resguardos.

La unión entre los perfiles requiere un encolado para garantizar la duración y la calidad del ensamblaje a lo largo del tiempo.

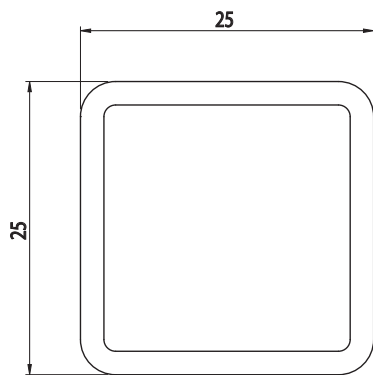

FR Les profilés Alusic line Evo, dotés de logements pour panneaux de 3 à 12 mm, avec ou sans garniture selon la version, sont la solution idéale pour la réalisation de protections.

La jonction entre les profilés nécessite un collage garantissant la durée et la fiabilité des assemblages dans le temps.

DE Die mit Aufnahmen für Paneele von 3 bis 12 mm Stärke sowie mit oder ohne Dichtung ausgestatteten Profile Alusic Line Evo stellen die ideale Schutzlösung dar.

Die Profilverbindungen müssen verklebt werden, um eine langlebige und zuverlässige Montage sicherzustellen.

25x25



CODICE	lx cm ⁴	ly cm ⁴	wx cm ³	wy cm ³	mm ²	Kg/m
013.025.001	1,5	1,5	1,2	1,2	173,1	0,47

Alluminio anodizzato

Anodised aluminium - Aluminium anodisé
Aluminio anodizado - Eloxiertes Aluminium

Colore naturale

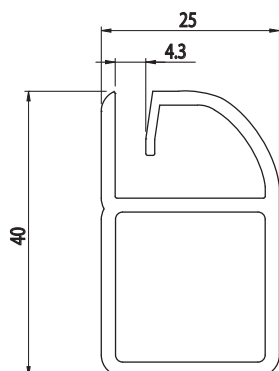

Natural colour - Couleur naturelle
Color natural - Natürliche Farbe

L=6,040m

Tappo - Cap - Tapón - Embout - Abdeckkappe

CODICE	Materiale	g	Colore
013.100.001	PA6GF	3,5	■

25x25



CODICE	lx cm ⁴	ly cm ⁴	wx cm ³	wy cm ³	mm ²	Kg/m
013.025.002	2,23	4,34	1,14	2,95	266,12	0,72

Alluminio anodizzato

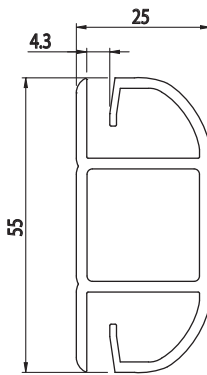
Anodised aluminium - Aluminium anodisé
Aluminio anodizado - Eloxiertes Aluminium

Colore naturale

Natural colour - Couleur naturelle
Color natural - Natürliche Farbe

L=6,040m

25x25



CODICE	lx cm ⁴	ly cm ⁴	wx cm ³	wy cm ³	mm ²	Kg/m
013.025.003	2,95	9,73	1,72	8,1	355,1	0,96

Alluminio anodizzato

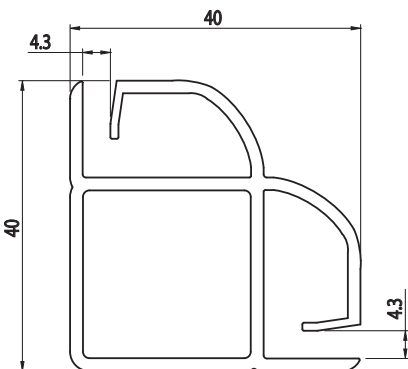

Anodised aluminium - Aluminium anodisé
Aluminio anodizado - Eloxiertes Aluminium

Colore naturale

Natural colour - Couleur naturelle
Color natural - Natürliche Farbe

L=6,040m

25x25



CODICE	lx cm ⁴	ly cm ⁴	wx cm ³	wy cm ³	mm ²	Kg/m
013.025.009	4,06	6,8	2,33	3,91	351,21	0,95

Alluminio anodizzato

Anodised aluminium - Aluminium anodisé
Aluminio anodizado - Eloxiertes Aluminium

Colore naturale

Natural colour - Couleur naturelle
Color natural - Natürliche Farbe

L=6,040m

25x25



CODICE	lx cm ⁴	ly cm ⁴	wx cm ³	wy cm ³	mm ²	Kg/m
013.025.011	2,28	4,5	1,24	3,61	293,22	0,80

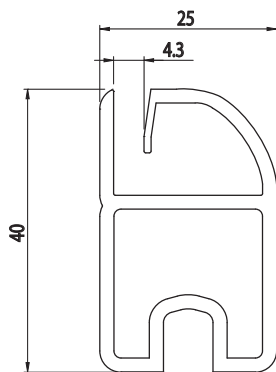
Alluminio anodizzato

Alluminio anodizzato - Aluminium anodisé
 Aluminio anodizado - Eloxiertes Aluminium


Colore naturale

Natural colour - Couleur naturelle
 Color natural - Natürliche Farbe

L=6,040m



25x25



CODICE	lx cm ⁴	ly cm ⁴	wx cm ³	wy cm ³	mm ²	Kg/m
013.025.015	0,33	0,85	0,44	0,73	127,84	0,35

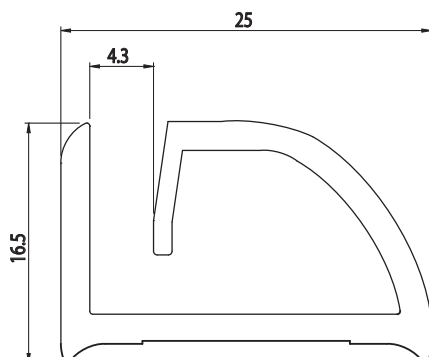
Alluminio anodizzato

Anodised aluminium - Aluminium anodisé
 Aluminio anodizado - Eloxiertes Aluminium

Colore naturale

Natural colour - Couleur naturelle
 Color natural - Natürliche Farbe

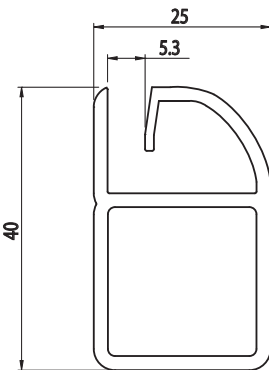
L=6,040m



25x25



CODICE	lx cm ⁴	ly cm ⁴	wx cm ³	wy cm ³	mm ²	Kg/m
013.025.004	2,22	4,27	1,14	3,5	264,36	0,72



Alluminio anodizzato

Anodised aluminium - Aluminium anodisé
Aluminio anodizado - Eloxiertes Aluminium

Colore naturale

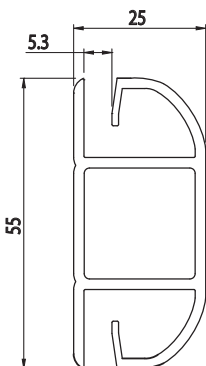
Natural colour - Couleur naturelle
Color natural - Natürliche Farbe

L=6,040m

25X25



CODICE	lx cm ⁴	ly cm ⁴	wx cm ³	wy cm ³	mm ²	Kg/m
013.025.005	2,93	9,48	2,93	9,48	351,6	0,95



Alluminio anodizzato


Anodised aluminium - Aluminium anodisé
Aluminio anodizado - Eloxiertes Aluminium

Colore naturale

Natural colour - Couleur naturelle
Color natural - Natürliche Farbe

L=6,040m

25x25



CODICE	lx cm ⁴	ly cm ⁴	wx cm ³	wy cm ³	mm ²	Kg/m
013.025.010	4,0	6,47	2,33	3,74	344,49	0,93

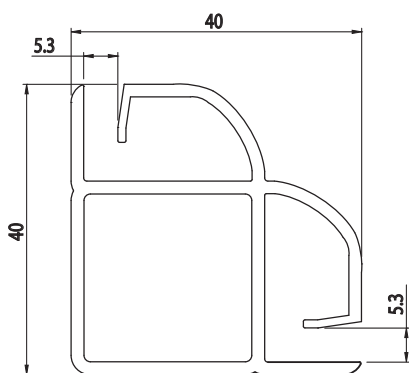
Alluminio anodizzato

Anodised aluminium - Aluminium anodisé
Aluminio anodizado - Eloxiertes Aluminium

Colore naturale

Natural colour - Couleur naturelle
Color natural - Natürliche Farbe

L=6,040m



25x25



CODICE	lx cm ⁴	ly cm ⁴	wx cm ³	wy cm ³	mm ²	Kg/m
013.025.012	2,28	4,46	1,24	3,63	293,12	0,79

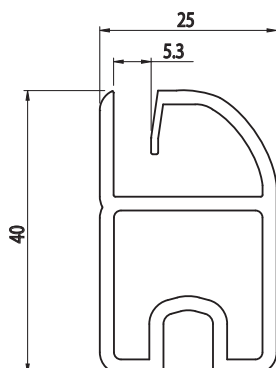
Alluminio anodizzato

Alluminio anodizzato - Aluminium anodisé
Aluminio anodizado - Eloxiertes Aluminium

Colore naturale


Natural colour - Couleur naturelle
Color natural - Natürliche Farbe

L=6,040m



25x25

CODICE	lx cm ⁴	ly cm ⁴	wx cm ³	wy cm ³	mm ²	Kg/m
013.025.016	0,32	0,84	0,43	0,71	126,31	0,34



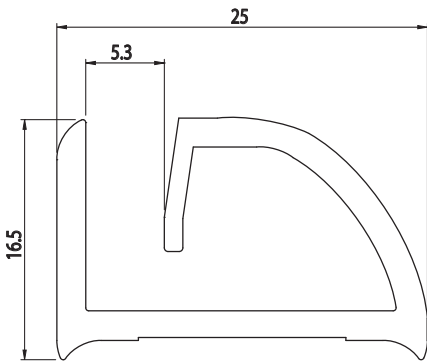
Alluminio anodizzato

Anodised aluminium - Aluminium anodisé
Aluminio anodizado - Eloxiertes Aluminium

Colore naturale


Natural colour - Couleur naturelle
Color natural - Natürliche Farbe

L=6,040m



25x25

CODICE	lx cm ⁴	ly cm ⁴	wx cm ³	wy cm ³	mm ²	Kg/m
013.025.006	2,19	0,38	1,17	0,3	255,53	0,69



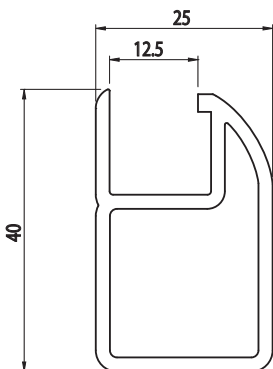
Alluminio anodizzato

Anodised aluminium - Aluminium anodisé
Aluminio anodizado - Eloxiertes Aluminium

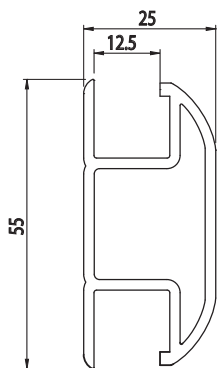

Colore naturale

Natural colour - Couleur naturelle
Color natural - Natürliche Farbe

L=6,040m



25x25



CODICE	lx cm ⁴	ly cm ⁴	wx cm ³	wy cm ³	mm ²	Kg/m
013.025.007	2,85	8,2	1,03	6,56	332,91	0,90

Alluminio anodizzato

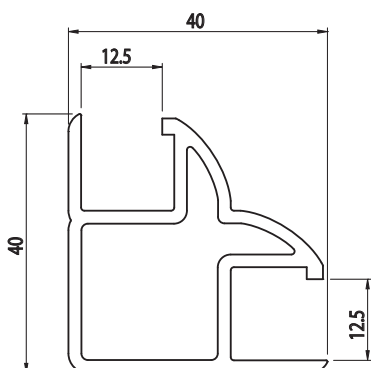

Anodised aluminium - Aluminium anodisé
Aluminio anodizado - Eloxiertes Aluminium

Colore naturale

Natural colour - Couleur naturelle
Color natural - Natürliche Farbe

L=6,040m

25x25



CODICE	lx cm ⁴	ly cm ⁴	wx cm ³	wy cm ³	mm ²	Kg/m
013.025.008	4,04	5,5	2,34	3,18	332,16	0,90

Alluminio anodizzato

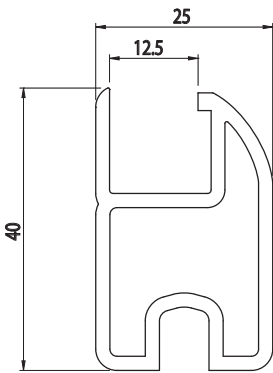
Anodised aluminium - Aluminium anodisé
Aluminio anodizado - Eloxiertes Aluminium

Colore naturale

Natural colour - Couleur naturelle
Color natural - Natürliche Farbe

L=6,040m

25x25



CODICE	lx cm ⁴	ly cm ⁴	wx cm ³	wy cm ³	mm ²	Kg/m
013.025.013	2,25	4,05	1,26	3,24	285,46	0,77

Alluminio anodizzato

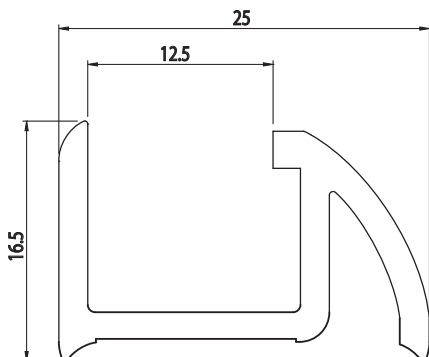

Anodised aluminium - Aluminium anodisé
Aluminio anodizado - Eloxiertes Aluminium

Colore naturale

Natural colour - Couleur naturelle
Color natural - Natürliche Farbe

L=6,040m

25x25



CODICE	lx cm ⁴	ly cm ⁴	wx cm ³	wy cm ³	mm ²	Kg/m
013.025.014	0,22	0,8	0,32	0,65	144,09	0,39

Alluminio anodizzato

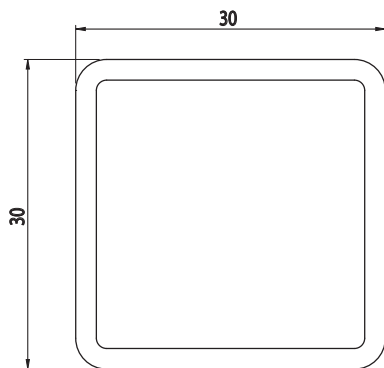

Anodised aluminium - Aluminium anodisé
Aluminio anodizado - Eloxiertes Aluminium

Colore naturale

Natural colour - Couleur naturelle
Color natural - Natürliche Farbe

L=6,040m

30x30



CODICE	lx cm ⁴	ly cm ⁴	wx cm ³	wy cm ³	mm ²	Kg/m
013.030.001	2,8	2,8	1,87	1,87	217	0,59

Alluminio anodizzato

Anodised aluminium - Aluminium anodisé
Aluminio anodizado - Eloxiertes Aluminium

Colore naturale

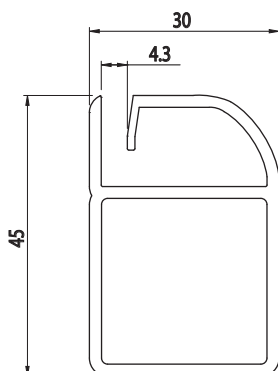

Natural colour - Couleur naturelle
Color natural - Natürliche Farbe

L=6,040m

Tappo - Cap - Tapón - Embout - Abdeckkappe

CODICE	Materiale	g	Colore
013.100.002	PA6GF	8	■

30x30



CODICE	lx cm ⁴	ly cm ⁴	wx cm ³	wy cm ³	mm ²	Kg/m
013.030.002	2,6	4,62	1,73	4,74	315,22	0,85

Alluminio anodizzato

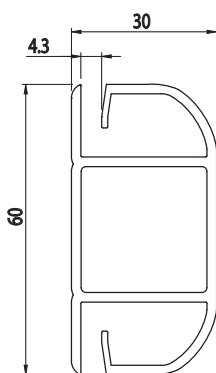

Anodised aluminium - Aluminium anodisé
Aluminio anodizado - Eloxiertes Aluminium

Colore naturale

Natural colour - Couleur naturelle
Color natural - Natürliche Farbe

L=6,040m

30x30



CODICE	lx cm ⁴	ly cm ⁴	wx cm ³	wy cm ³	mm ²	Kg/m
013.030.003	5,04	14,55	1,68	10,11	413,57	1,12

Alluminio anodizzato

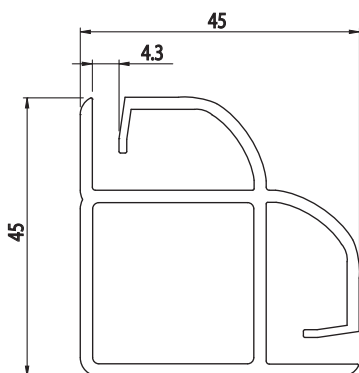
Anodised aluminium - Aluminium anodisé
Aluminio anodizado - Eloxiertes Aluminium

Colore naturale

Natural colour - Couleur naturelle
Color natural - Natürliche Farbe

L=6,040m

30x30



CODICE	lx cm ⁴	ly cm ⁴	wx cm ³	wy cm ³	mm ²	Kg/m
013.030.009	6,68	10,49	3,3	5,19	411,44	1,12

Alluminio anodizzato

Anodised aluminium - Aluminium anodisé
Aluminio anodizado - Eloxiertes Aluminium


Colore naturale

Natural colour - Couleur naturelle
Color natural - Natürliche Farbe

L=6,040m

30x30

CODICE	lx cm ⁴	ly cm ⁴	wx cm ³	wy cm ³	mm ²	Kg/m
013.030.015	0,42	1,4	0,55	1	147	0,40



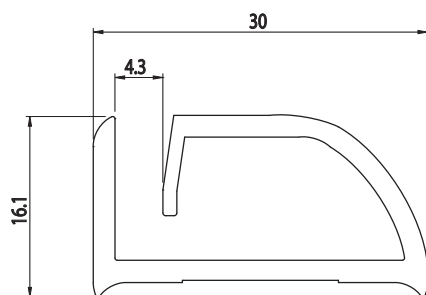
Alluminio anodizzato

Anodised aluminium - Aluminium anodisé
Aluminio anodizado - Eloxiertes Aluminium

Colore naturale

Natural colour - Couleur naturelle
Color natural - Natürliche Farbe

L=6,040m



30x30

CODICE	lx cm ⁴	ly cm ⁴	wx cm ³	wy cm ³	mm ²	Kg/m
013.030.004	6,8	3,9	3	2,54	313	0,85



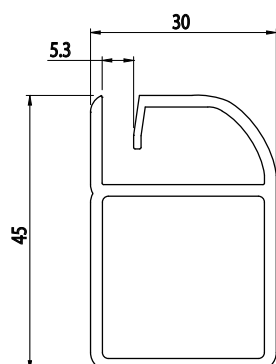
Alluminio anodizzato

Anodised aluminium - Aluminium anodisé
Aluminio anodizado - Eloxiertes Aluminium

Colore naturale

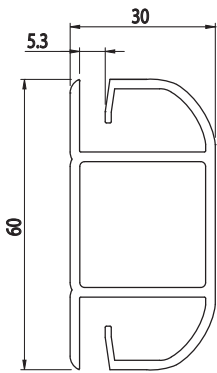

Natural colour - Couleur naturelle
Color natural - Natürliche Farbe

L=6,040m



30x30

CODICE	lx cm ⁴	ly cm ⁴	wx cm ³	wy cm ³	mm ²	Kg/m
013.030.005	14,2	5	4,73	3,22	410	1,11



Alluminio anodizzato

Anodised aluminium - Aluminium anodisé
Aluminio anodizado - Eloxiertes Aluminium

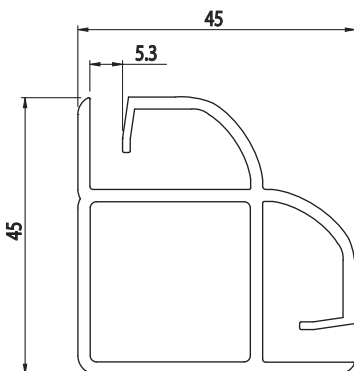
Colore naturale

Natural colour - Couleur naturelle
Color natural - Natürliche Farbe

L=6,040m

30x30

CODICE	lx cm ⁴	ly cm ⁴	wx cm ³	wy cm ³	mm ²	Kg/m
013.030.010	6,66	10,18	3,26	4,99	407,54	1,11



Alluminio anodizzato

Anodised aluminium - Aluminium anodisé
Aluminio anodizado - Eloxiertes Aluminium

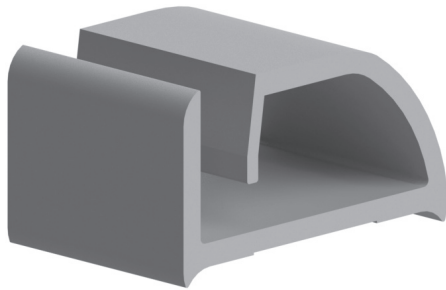
Colore naturale

Natural colour - Couleur naturelle
Color natural - Natürliche Farbe

L=6,040m

30x30

CODICE	lx cm ⁴	ly cm ⁴	wx cm ³	wy cm ³	mm ²	Kg/m
013.030.016	0,41	1,38	0,54	0,97	145,3	0,39



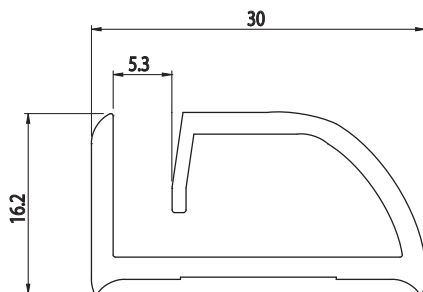
Alluminio anodizzato

Anodised aluminium - Aluminium anodisé
Aluminio anodizado - Eloxiertes Aluminium

Colore naturale


Natural colour - Couleur naturelle
Color natural - Natürliche Farbe

L=6,040m



30x30

CODICE	lx cm ⁴	ly cm ⁴	wx cm ³	wy cm ³	mm ²	Kg/m
013.030.006	3,7	6,44	1,7	4,41	298,33	0,81



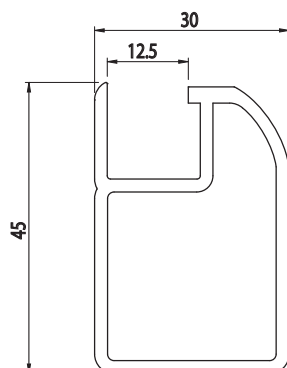
Alluminio anodizzato

Anodised aluminium - Aluminium anodisé
Aluminio anodizado - Eloxiertes Aluminium

Colore naturale

Natural colour - Couleur naturelle
Color natural - Natürliche Farbe

L=6,040m



30x30



CODICE	lx cm ⁴	ly cm ⁴	wx cm ³	wy cm ³	mm ²	Kg/m
013.030.008	6,58	8,9	3,29	4,45	378,72	1,03

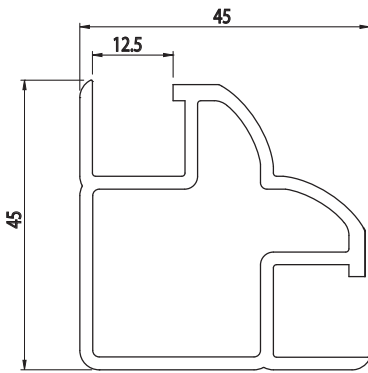
Alluminio anodizzato

Anodised aluminium - Aluminium anodisé
Aluminio anodizado - Eloxiertes Aluminium


Colore naturale

Natural colour - Couleur naturelle
Color natural - Natürliche Farbe

L=6,040m



30x30



CODICE	lx cm ⁴	ly cm ⁴	wx cm ³	wy cm ³	mm ²	Kg/m
013.030.014	0,27	1,18	0,36	0,83	126,88	0,34

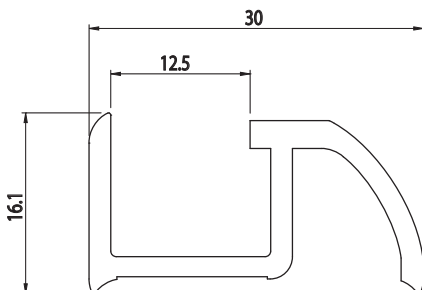
Alluminio anodizzato

Anodised aluminium - Aluminium anodisé
Aluminio anodizado - Eloxiertes Aluminium

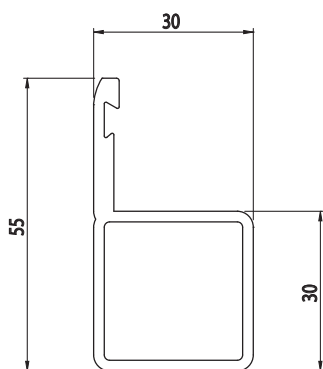

Colore naturale

Natural colour - Couleur naturelle
Color natural - Natürliche Farbe

L=6,040m



30x30



CODICE	lx cm ⁴	ly cm ⁴	wx cm ³	wy cm ³	mm ²	Kg/m
013.030.007	2,9	8,85	1,27	7,9	305,73	0,83

Alluminio anodizzato

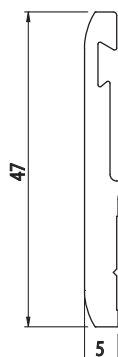
Anodised aluminium - Aluminium anodisé
Aluminio anodizado - Eloxiertes Aluminium

Colore naturale

Natural colour - Couleur naturelle
Color natural - Natürliche Farbe

L=6,040m

30x30



CODICE	lx cm ⁴	ly cm ⁴	wx cm ³	wy cm ³	mm ²	Kg/m
013.030.017	3,8	0,35	1,58	1,4	192,5	0,49

Alluminio anodizzato


Anodised aluminium - Aluminium anodisé
Aluminio anodizado - Eloxiertes Aluminium

Colore naturale

Natural colour - Couleur naturelle
Color natural - Natürliche Farbe

L=6,040m

30x30



CODICE	lx cm ⁴	ly cm ⁴	wx cm ³	wy cm ³	mm ²	Kg/m
013.030.011	4,41	2,81	2,07	1,87	266	0,72

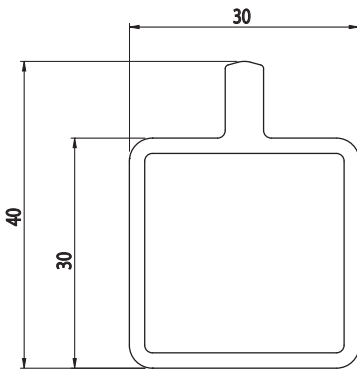
Alluminio anodizzato

Anodised aluminium - Aluminium anodisé
Aluminio anodizado - Eloxiertes Aluminium


Colore naturale

Natural colour - Couleur naturelle
Color natural - Natürliche Farbe

L=6,040m



30x60



CODICE	lx cm ⁴	ly cm ⁴	wx cm ³	wy cm ³	mm ²	Kg/m
013.030.012	17,59	8,80	5,86	4,18	482	1,31

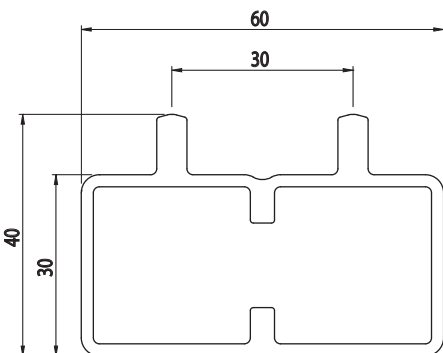
Alluminio anodizzato

Anodised aluminium - Aluminium anodisé
Aluminio anodizado - Eloxiertes Aluminium

Colore naturale

Natural colour - Couleur naturelle
Color natural - Natürliche Farbe


L=6,040m



30x90

COMING SOON

CODICE	lx cm ⁴	ly cm ⁴	wx cm ³	wy cm ³	mm ²	Kg/m
013.030.018	13,17	54,05	6,93	12,01	697,11	1,89



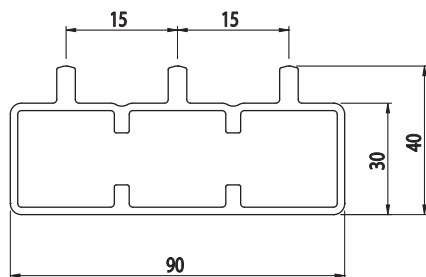
Alluminio anodizzato

Anodised aluminium - Aluminium anodisé
Aluminio anodizado - Eloxiertes Aluminium

Colore naturale


Natural colour - Couleur naturelle
Color natural - Natürliche Farbe

L=6,040m



30x60

CODICE	lx cm ⁴	ly cm ⁴	wx cm ³	wy cm ³	mm ²	Kg/m
013.030.013	5,56	15,35	3,7	5,11	383,82	1,04



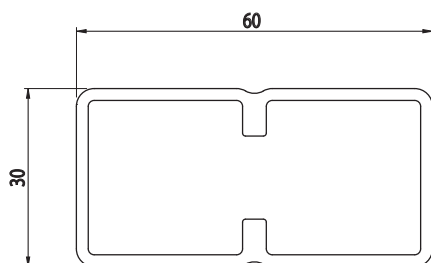
Alluminio anodizzato

Anodised aluminium - Aluminium anodisé
Aluminio anodizado - Eloxiertes Aluminium

Colore naturale

Natural colour - Couleur naturelle
Color natural - Natürliche Farbe


L=6,040m



30x90

COMING SOON

CODICE	lx cm ⁴	ly cm ⁴	wx cm ³	wy cm ³	mm ²	Kg/m
013.030.019	8,33	45,21	5,55	10,04	551,76	1,49



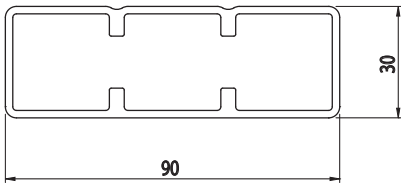
Alluminio anodizzato

Anodised aluminium - Aluminium anodisé
Aluminio anodizado - Eloxiertes Aluminium

Colore naturale

Natural colour - Couleur naturelle
Color natural - Natürliche Farbe

L=6,040m



70x70

COMING SOON

CODICE	lx cm ⁴	ly cm ⁴	wx cm ³	wy cm ³	mm ²	Kg/m
013.030.020	8,43	33,27	2,41	9,5	439,04	1,19



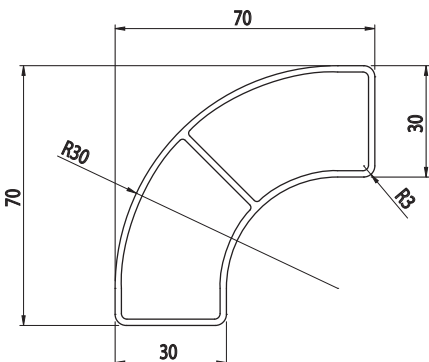
Alluminio anodizzato

Anodised aluminium - Aluminium anodisé
Aluminio anodizado - Eloxiertes Aluminium

Colore naturale

Natural colour - Couleur naturelle
Color natural - Natürliche Farbe

L=6,040m




PROFILO 30X30 PER SCORREVOLE

30x30 PROFILE FOR SLIDING DOOR
 PERFIL 30x30 PARA PUERTA CORREDIZA
 PROFILÉ 30x30 POUR PORTE COULISSANTE
 PROFIL 30x30 FÜR SCHIEBETÜR

COMING SOON

CODICE	lx cm ⁴	ly cm ⁴	wx cm ³	wy cm ³	mm ²	Kg/m
013.030.021	4,43	6,03	2	4,02	344,79	0,93



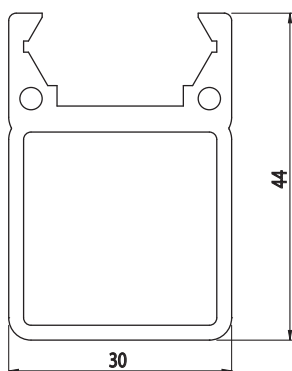
Alluminio anodizzato

Anodised aluminium - Aluminium anodisé
 Aluminio anodizado - Eloxiertes Aluminium

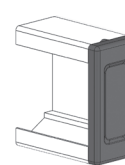
Colore naturale

Natural colour - Couleur naturelle
 Color natural - Natürliche Farbe

L=6,040m



Tappo - Cap - Tapón - Embout - Abdeckkappe




CODICE	Materiale	g	Colore
013.100.042	PA6	1,4	■

CORNICE PER SCORREVOLE

FRAME FOR SLIDING DOOR
 MARCO PARA PUERTA CORREDIZA
 CADRE POUR PORTE COULISSANTE
 RAHMEN FÜR SCHIEBETÜR

COMING SOON

CODICE	lx cm ⁴	ly cm ⁴	wx cm ³	wy cm ³	mm ²	Kg/m
013.030.022	0,28	1,9	0,56	1,26	166,62	0,45



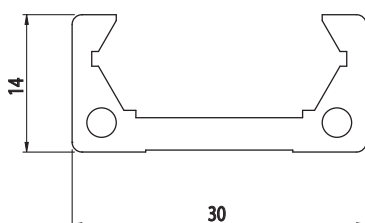
Alluminio anodizzato

Anodised aluminium - Aluminium anodisé
 Aluminio anodizado - Eloxiertes Aluminium

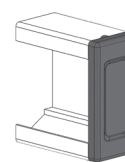
Colore naturale

Natural colour - Couleur naturelle
 Color natural - Natürliche Farbe

L=6,040m




Tappo - Cap - Tapón - Embout - Abdeckkappe



CODICE	Materiale	g	Colore
013.100.042	PA6	1,4	■

CANALINA PORTACAVI 30x30
 30x30 CABLE CHANNEL
 CANALETA PARA CABLES
 CANIVEAU À CÂBLES
 KABELKANAL



NEW

CODICE	Note	Kg/m
084.101.092	Canalina - Cable channel - Canaleta para cables - Caniveau à câbles - Abdeckung Kabelkanal	0,7
084.101.093	Coperchio canalina - Cable channel cover - Tapa canaleta para cables - Couvercle caniveau à câbles - Abdeckung Kabelkanal	0,28

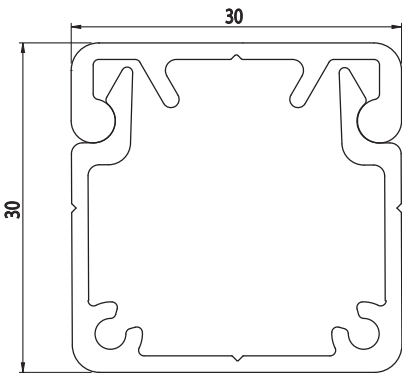
Alluminio anodizzato

Anodised aluminium - Aluminium anodisé
 Aluminio anodizado - Eloxiertes Aluminium

Colore naturale

Natural colour - Couleur naturelle
 Color natural - Natürliche Farbe

L=6,040m



Tappo - Cap - Tapòn - Embout - Abdeckkappe

CODICE	Materiale	g	Colore
084.201.096	ALL	4,7	■

Le cornici della linea FPZ Evo vanno unite ai profili base con del nastro biadesivo (cod. 013.818.004)
Sono semplici da applicare. Appena uniti, il biadesivo consente nel breve periodo di effettuare ancora alcuni aggiustamenti per un accoppiamento perfetto.

Sequenza per l'applicazione:

- 1. pulire / sgrassare le due superfici**
- 2. applicare il nastro biadesivo sul lato nascosto della cornice**
- 3. rimuovere la striscia di protezione**
- 4. unire i due profili**
- 5. aggiustare se necessario l'accoppiamento e premere leggermente i due profili**

The frames of the FPZ Evo line must be joined to the basic profiles with double-sided tape (code 013.818.004)
 They are extremely simple to apply. As soon as they are joined together, the double-sided adhesive still allows a short-term handling for perfect coupling.

Application sequence:

1. clean / degrease the two surfaces
2. apply the double-sided tape on the hidden side of the frame
3. remove the protection strip
4. join the two profiles
5. adjust the coupling if necessary and press the two profiles lightly

Los marcos de la línea FPZ Evo se unen a los perfiles básicos con cinta de doble cara (cod. 013.818.004)
 Son simples de aplicar. Tan pronto como se unen, el adhesivo de doble cara permite un acoplamiento perfecto.

Secuencia para la aplicación:

1. limpiar / desengrasar las dos superficies
2. aplicar la cinta de doble cara en el lado oculto del marco
3. retirar la tira de protección
4. unir los dos perfiles
5. ajustar el acoplamiento si es necesario y presionar ligeramente los dos perfiles

Les cadres de la ligne FPZ Evo sont joints aux profils de base avec du ruban adhésif double face (code 013.818.004)
 Ils sont simples à appliquer. Dès qu'ils sont assemblés, l'adhésif double face permet une manipulation à court terme pour un couplage parfait.


Séquence d'application:


1. nettoyer / dégraisser les deux surfaces
2. appliquer le ruban adhésif double face sur le côté caché du cadre
3. enlever la bande de protection
4. joindre les deux profilés
5. régler l'accouplement si nécessaire et appuyez légèrement sur les deux profils

Die Rahmen der FPZ Evo-Linie sollen mit doppelseitigem Klebeband (Art.-Nr. 013.818.004) zu den Basisprofilen verbunden werden.
 Sie sind einfach anzuwenden. Sobald sie zusammengesetzt sind, ermöglicht das doppelseitige Klebeband eine kurzfristige Handhabung für eine perfekte Kopplung.

Anwendung:


1. Beide Oberflächen reinigen / entfetten
2. Das doppelseitige Klebeband am Profil anbringen
3. Den Schutzstreifen abziehen
4. Beide Profile verbinden
5. Die Kopplung regulieren und leicht auf die beiden Profile drücken





ACCESSORI

ACCESSORIES
ACCESORIOS
ACCESSOIRES
ZUBEHÖR



IT In questa sezione possiamo trovare tappi di chiusura, viteria, giunzioni, cerniere, maniglie ed elementi per scorrevoli e per la realizzazione di protezioni.

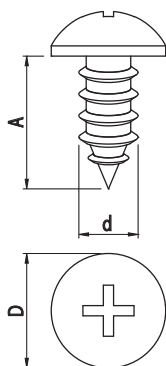
EN In this section you will find end caps, fasteners, joints, hinges, handles and components for sliders and guards.

ES En esta sección encontrará tapones de cierre, tornillería, uniones, bisagras, asideros y elementos para correderas y para la realización de protecciones y resguardos.

FR La présente section contient des bouchons de fermeture, de la visserie, des joints, des charnières, des poignées et des éléments pour coulissants et pour la réalisation de protections.

DE In diesem Abschnitt finden wir Verschlusskappen, Schrauben, Verbinder, Scharniere, Griffe und Elemente für Schiebekonstruktionen und für die Schaffung von Schutzvorrichtungen.

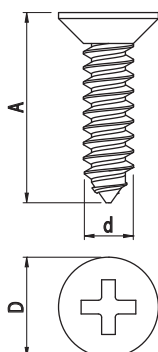
VITE AUTOFILETTANTE
 SELF-TAPPING SCREW
 TORNILLO DE ROSCA CORTANTE
 VIS TARAUEUSE
 GEWINDESCHNEIDENDE SCHRAUBE



CODICE	Note	d	A	D	B	s	g
2965UNI6954	2.9x6.5	2,6	6,5	5,6			0,5
3919UNI6954	3.9x19	3,9	19	7,5			1,6
3932UNI7504M	3.9x32	3,9	32	7,5			2,4
4216UNI6954	4.2x16	4,2	16	8,2			2,4
4819UNI6954	4.8X19	4,8	19	9,5			2,8
4822UNI6954	4.8X22	4,8	22	9,5			3

Acciaio zincato
 Zinc plated steel - Acier zingué
 Acero galvanizado - Verzinkter Stahl

VITE TESTA SVASATA AUTOFILETTANTE
 COUNTERSUNK TAPPING SCREW
 TORNILLO DE ROSCA CORTANTE
 VIS TARAUEUSE
 SENK-BLECHSCHRAUBE

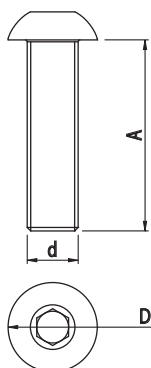


CODICE	Note	d	A	D	B	s	g
4216ISO7050	4.2x16	4,2	16	8,1			3
4222ISO7050	4.2x22	4,2	22	8,1			3,5

Acciaio zincato
 Zinc plated steel - Acier zingué
 Acero galvanizado - Verzinkter Stahl

**VITI BOMBATE**

PAN-HEAD SCREWS
TORNILLOS ABOMBADOS
VIS BOMBÉES
GEWÖLBTE SCHRAUBEN



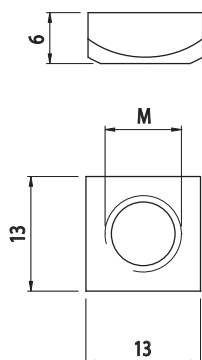

CODICE	Note	d	A	D	B	s	g
084.301.040	M6x16	M6	16	10	-	-	5

Acciaio zincato

Zinc plated steel - Acier zingué
Acero galvanizado - Verzinkter Stahl

DADO QUADRO

SQUARE NUT
TUERCA CUADRADA
ÉCROU CARRÉ
VIERKANTMUTTER

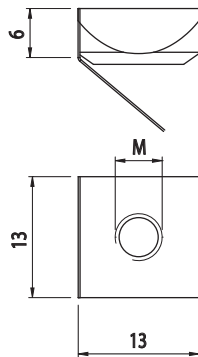



CODICE	Note	g
084.302.003	M6	3

Acciaio zincato

Zinc plated steel - Acier zingué
Acero galvanizado - Verzinkter Stahl

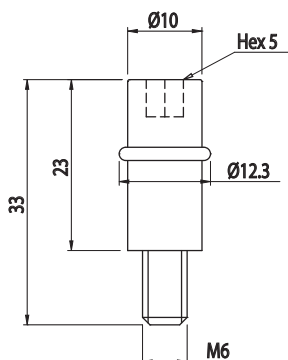
DADO QUADRO CON MOLLA
 SQUARE NUT WITH SPRING
 TUERCA CUADRADA CON RESORTE
 ÉCROU CARRÉ AVEC RESSORT
 VIERKANTMUTTER MIT FEDER



CODICE	Note	g
084.302.008	M6	5

Acciaio zincato
 Zinc plated steel - Acier zingué
 Acero galvanizado - Verzinkter Stahl

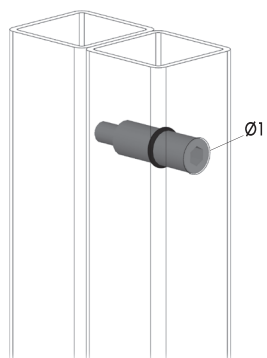
PERNO FILETTATO IMPERDIBILE
 CAPTIVE THREADED PIN
 PERNO ROSCADO IMPERDIBLE
 TIGE FILETÉE IMPERDABLE
 UNVERLIERBARER GEWINDESTIFT



CODICE	Note	g
013.100.015	Per 25x25 - For 25x25 - Para 25x25 - Pour 25x25 - Für 25x25	15

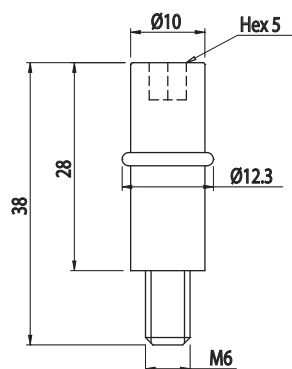
Acciaio zincato
 Zinc plated steel - Acier zingué
 Acero galvanizado - Verzinkter Stahl

Foro Ø11
 Drilling Ø11 - Perçage Ø11
 Agujero Ø11 - Bohrung Ø11



PERNO FILETTATO IMPERDIBILE

CAPTIVE THREADED PIN
PERNO ROSCADO IMPERDIBILE
TIGE FILETÉE IMPERDABLE
UNVERLIERBARER GEWINDESTIFT



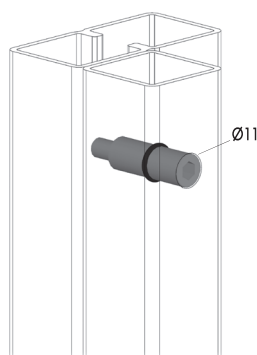
CODICE	Note	g
013.100.016	Per 30x30 - For 30x30 - Para 30x30 - Pour 30x30 - Für 30x30	18

Acciaio zincato

Zinc plated steel - Acier zingué
Acero galvanizado - Verzinkter Stahl

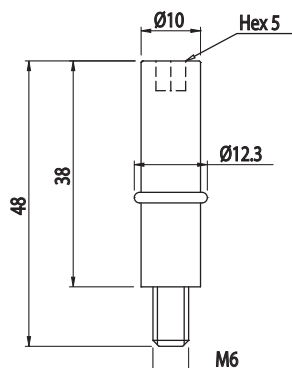
Foro Ø11

Drilling Ø11 - Perçage Ø11
Agujero Ø11 - Bohrung Ø11



PERNO FILETTATO IMPERDIBILE

CAPTIVE THREADED PIN
PERNO ROSCADO IMPERDIBILE
TIGE FILETÉE IMPERDABLE
UNVERLIERBARER GEWINDESTIFT



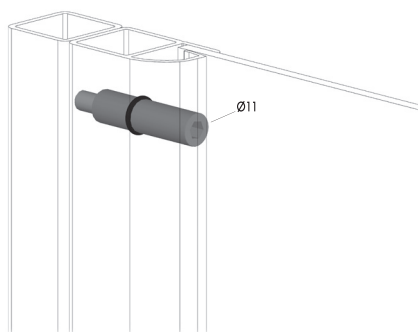
CODICE	Note	g
013.100.017	Per 25 con cornice - For 25 with frame - Para 25 con marco - Pour 25 avec cadre - Für 25 mit Rahmen	24

Acciaio zincato

Zinc plated steel - Acier zingué
Acero galvanizado - Verzinkter Stahl

Foro Ø11

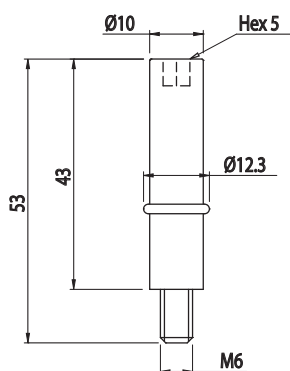
Drilling Ø11 - Perçage Ø11
Agujero Ø11 - Bohrung Ø11



PERNO FILETTATO IMPERDIBILE

CAPTIVE THREADED PIN
PERNO ROSCADO IMPERDIBLE
TIGE FILETÉE IMPERDABLE
UNVERLIERBARER GEWINDESTIFT

CODICE	Note	g
013.100.018	Per 30 con cornice - For 30 with frame - Para 30 con marco - Pour 30 avec cadre - Für 30 mit Rahmen	27

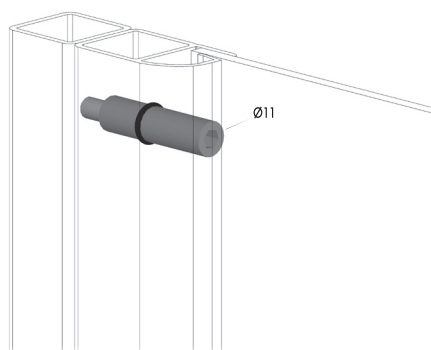


Acciaio zincato

Zinc plated steel - Acier zingué
Acero galvanizado - Verzinkter Stahl

Foro Ø11

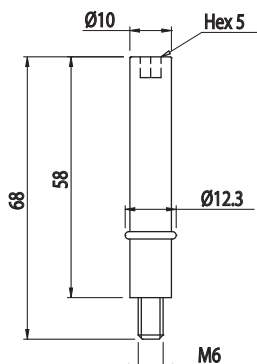
Drilling Ø11 - Perçage Ø11
Agujero Ø11 - Bohrung Ø11



PERNO FILETTATO IMPERDIBILE

CAPTIVE THREADED PIN
PERNO ROSCADO IMPERDIBLE
TIGE FILETÉE IMPERDABLE
UNVERLIERBARER GEWINDESTIFT

CODICE	Note	g
013.100.019	Per 30x60 - For 30x60 - Para 30x60 - Pour 30x60 - Für 30x60	36,4

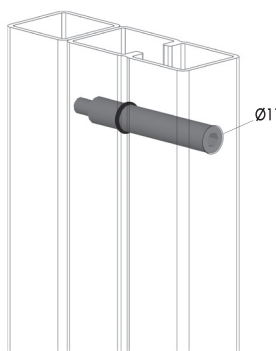


Acciaio zincato

Zinc plated steel - Acier zingué
Acero galvanizado - Verzinkter Stahl

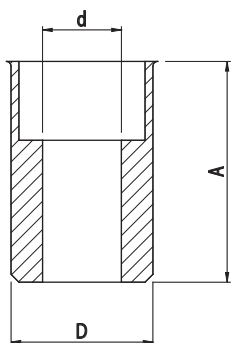
Foro Ø11

Drilling Ø11 - Perçage Ø11
Agujero Ø11 - Bohrung Ø11





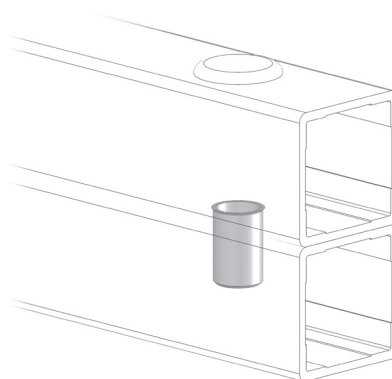
BOCCOLA FILETTATA
 THREADED BUSHING
 CASQUILLO ROSCADO
 DOUILLE FILETÉE
 GEWINDEBUCHSE



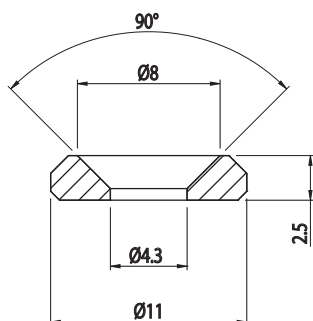

CODICE	Note	d	A	D	B	s	g
084.312.005	-	M6	14	9	-	-	2
084.312.007	-	M5	11,50	7	-	-	2

Acciaio zincato

Zinc plated steel - Acier zingué
 Acero galvanizado - Verzinkter Stahl

**RONDELLA PER VITI SVASATE**

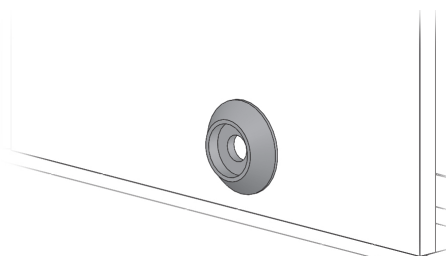
WASHER FOR COUNTERSUNK SCREWS
 ARANDELA PARA TORNILLOS DE CABEZA CÓNICA
 RONDELLE POUR VIS TÊTE FRAISÉE
 STOPPERRING FÜR SENKKOPFSCHRAUBEN

STAINLESS STEEL

CODICE	Note	g
084.303.009	Per viti svasate - For countersunk screws - Para tornillos de cabeza cónica - Pour vis tête fraisée - Für Senkkopfschrauben	3,62

Acciaio inox

Stainless steel - Acier inox
 Acero inoxidable - Rostfreier Stahl

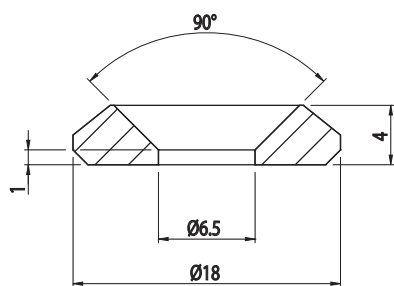



RONDELLA PER VITI SVASATE

WASHER FOR COUNTERSUNK SCREWS
 ARANDELA PARA TORNILLOS DE CABEZA CÓNICA
 RONDELLE POUR VIS TÊTE FRAISÉE
 STOPPERRING FÜR SENKKOPFSCHRAUBEN

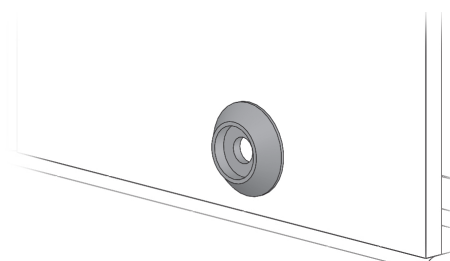
STAINLESS STEEL

CODICE	Note	g
084.303.010	Per viti svasate - For countersunk screws - Para tornillos de cabeza cónica - Pour vis tête fraisée - Für Senkkopfschrauben	4,89



Acciaio inox

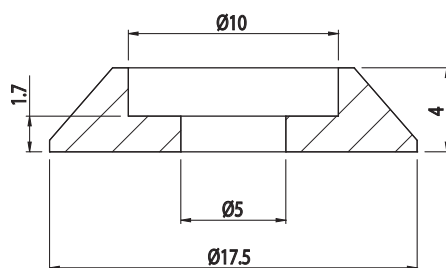

Stainless steel - Acier inox
 Acero inoxidable - Rostfreier Stahl



RONDELLA FERMAVETRO

GLASS RETENTION WASHER
 ARANDELA SUJETA-CRISTAL
 RONDELLE DE FIXATION VERRE
 SCHEIBENSTOPPERRING

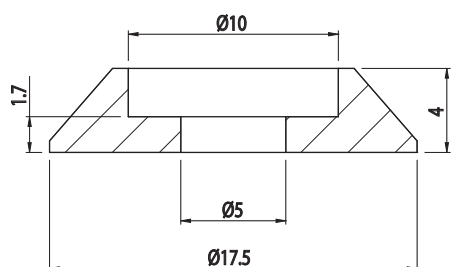
CODICE	Note	g
084.509.002	Per 013.100.012 - For 013.100.012 - Para 013.100.012 - Pour 013.100.012 - Für 013.100.012	1




Poliamide grigio

Grey polyamide - Polyamide gris
 Poliamida color gris - Polyamid grau

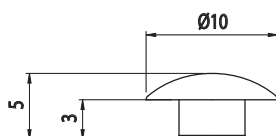
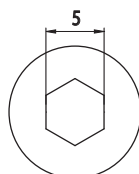


**RONDELLA FERMAVETRO**GLASS RETENTION WASHER
ARANDELA SUJETA-CRISTAL
RONDELLE DE FIXATION VERRE
SCHEIBENSTOPPERRING

CODICE	Note	g
084.509.004	Per 013.100.012 - For 013.100.012 - Para 013.100.012 - Pour 013.100.012 - Für 013.100.012	0,7

TPC-ET**TAPPO CHIUSURE VITE**SCREW CLOSER CAP
TAPÓN TAPA-TORNILLO
BOUCHON DE FERMETURE VIS
ABDECKKAPPE FÜR SCHRAUBEN

CODICE	Note	g
084.202.009	Vite M6 esagono 5 - M6 screw, 5 mm hex socket head - Tornillo M6 con hexágono de 5 mm - Vis M6 hexagone 5 - Schraube M6 Sechskant 5	1

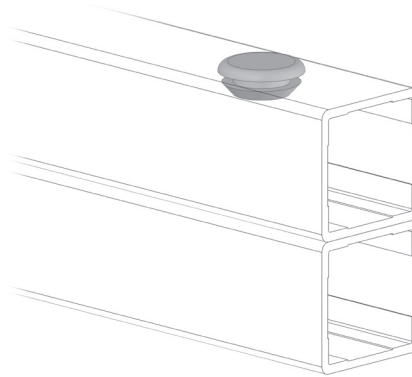
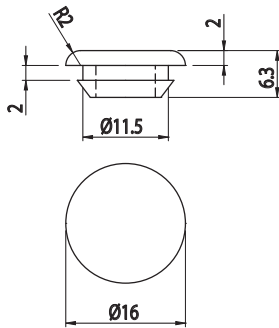
Poliammide grigiaGrey polyamide - Polyamide gris
Poliamida color gris - Polyamid grau

TAPPO CHIUDI FORO
 HOLE CLOSER CAP
 TAPÓN TAPA-AGUJERO
 BOUCHON FERMETURE TROU
 ABDECKKAPPE FÜR LÖCHER

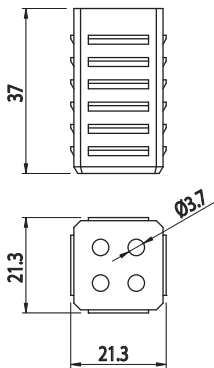
CODICE	Note	g
013.202.001	Ø11,50	1



RAL 7001



GIUNTO 1 VIA Q25
 1-WAY JOINT Q25
 EMPALME 1 VÍA Q25
 JOINT 1 VOIE Q25
 EIN-WEG-VERBINDER Q25

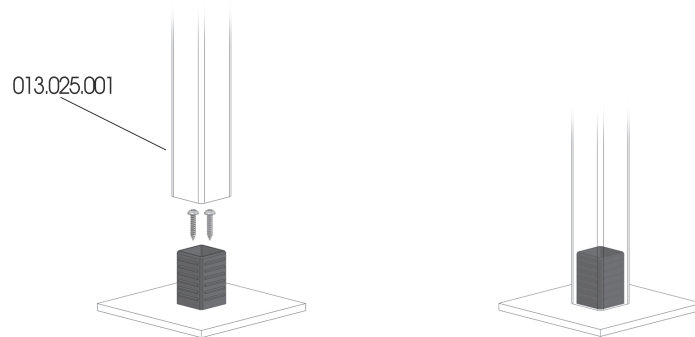


CODICE	Note	g
013.025.104	Per profilo 013.025.001 - For profile 013.025.001 - Para perfil 013.025.001 - Pour profilé 013.025.001 - Für Profil 013.025.001	10

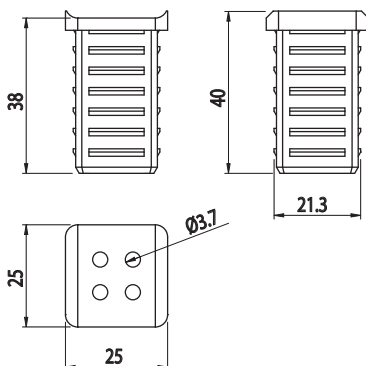

PA6+GF, RAL 7023

viti incluse

screws included - vis fournies
 tornillos incluidos - Schrauben im Lieferum-
 fang enthalten



GIUNTO 1 VIA Q25
 1-WAY JOINT Q25
 EMPALME 1 VÍA Q25
 JOINT 1 VOIE Q25
 EIN-WEG-VERBINDER Q25

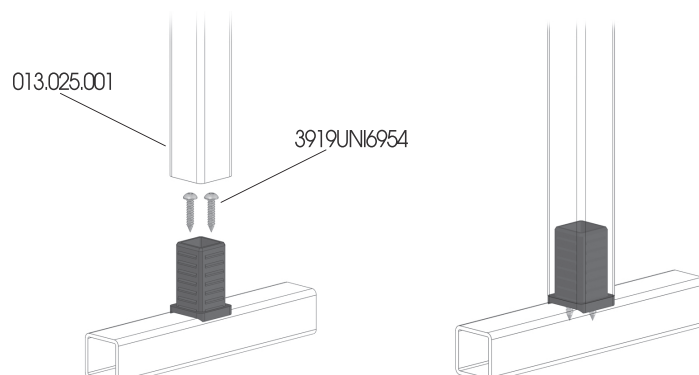


CODICE	Note	g
013.025.105	Per profilo 013.025.001 - For profile 013.025.001 - Para perfil 013.025.001 - Pour profilé 013.025.001 - Für Profil 013.025.001	12

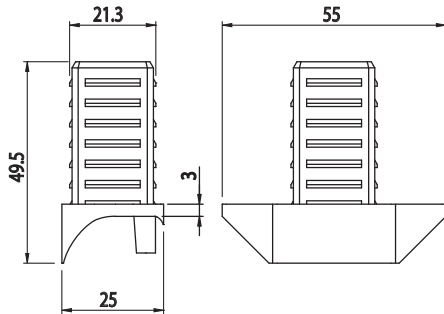

PA6+GF, RAL 7023

viti incluse

screws included - vis fournies
 tornillos incluidos - Schrauben im Lieferum-
 fang enthalten



GIUNTO 1 VIA Q25
 1-WAY JOINT Q25
 EMPALME 1 VÍA Q25
 JOINT 1 VOIE Q25
 EIN-WEG-VERBINDER Q25

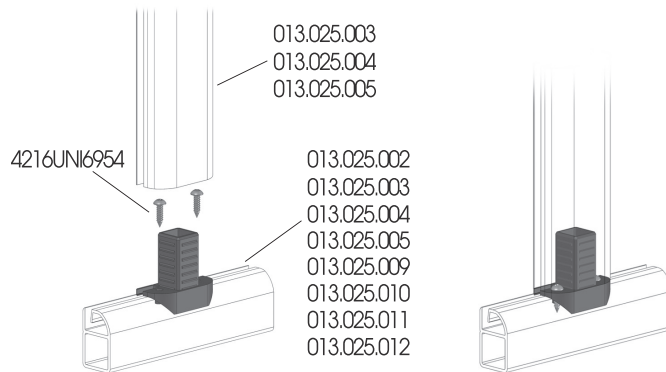


CODICE	Note	g
013.025.108	Per profili 013.025.003 / 004 / 005 - For profiles 013.025.003 / 004 / 005 - Para perfiles 013.025.003 / 004 / 005 - Pour profilés 013.025.003 / 004 / 005 - Für Profile 013.025.003 / 004 / 005	17

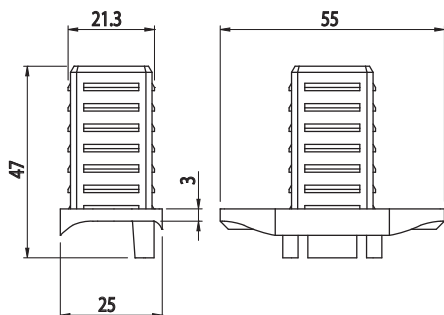

PA6+GF, RAL 7023

viti incluse

screws included - vis fournies
 tornillos incluidos - Schrauben im Lieferumfang enthalten



GIUNTO 1 VIA Q25
 1-WAY JOINT Q25
 EMPALME 1 VÍA Q25
 JOINT 1 VOIE Q25
 EIN-WEG-VERBINDER Q25

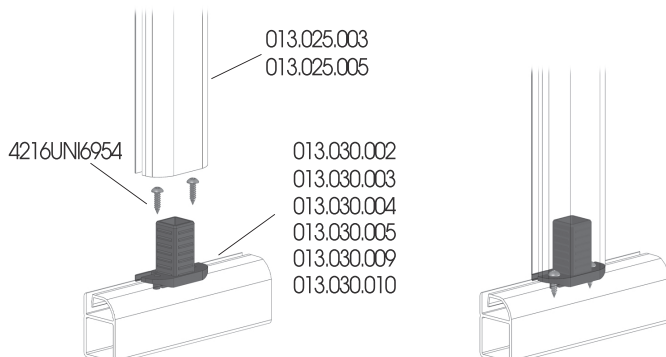


CODICE	Note	g
013.025.109	Per profili 013.025.003 / 005 - For profiles 013.025.003 / 005 - Para perfiles 013.025.003 / 005 - Pour profilés 013.025.003 / 005 - Für Profile 013.025.003 / 005	16

PA6+GF, RAL 7023

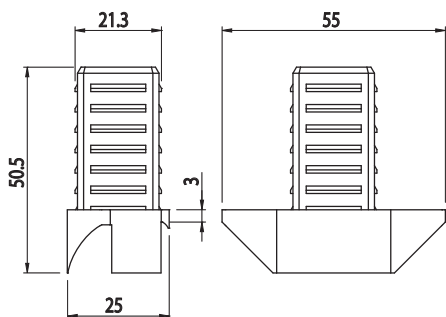
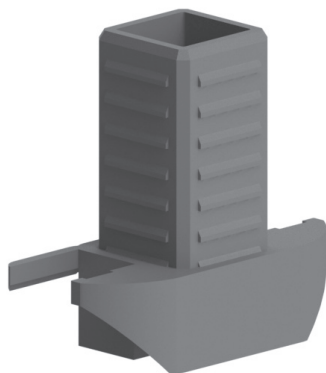
viti incluse

screws included - vis fournies
 tornillos incluidos - Schrauben im Lieferumfang enthalten



GIUNTO 1 VIA Q25

1-WAY JOINT Q25
EMPALME 1 VÍA Q25
JOINT 1 VOIE Q25
EIN-WEG-VERBINDER Q25

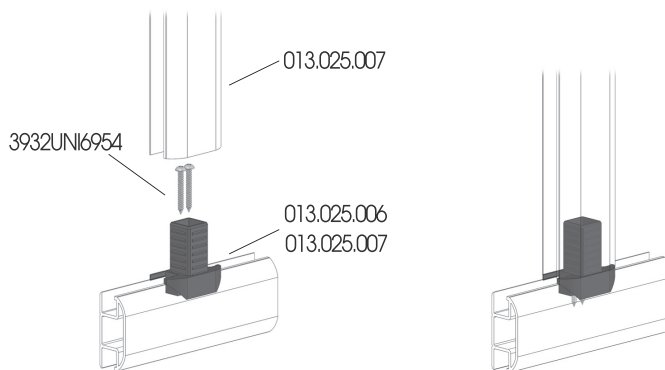


CODICE	Note	g
013.025.110	Per profili 013.025.007 - For profiles 013.025.007 - Para perfiles 013.025.007 - Pour profilés 013.025.007 - Für Profile 013.025.007	17

PA6+GF, RAL 7023

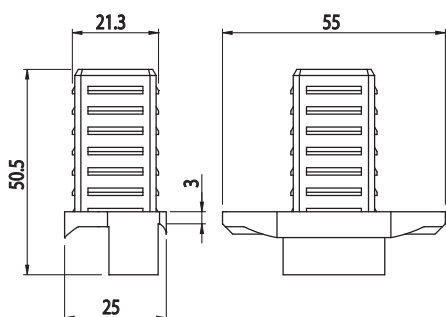
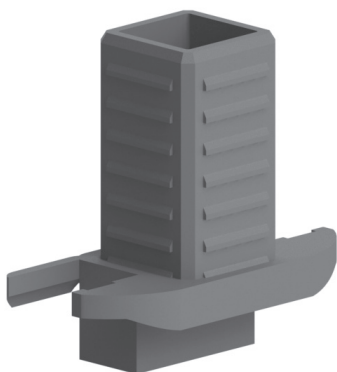
viti incluse

screws included - vis fournies
tornillos incluidos - Schrauben im Lieferumfang enthalten



GIUNTO 1 VIA Q25

1-WAY JOINT Q25
EMPALME 1 VÍA Q25
JOINT 1 VOIE Q25
EIN-WEG-VERBINDER Q25

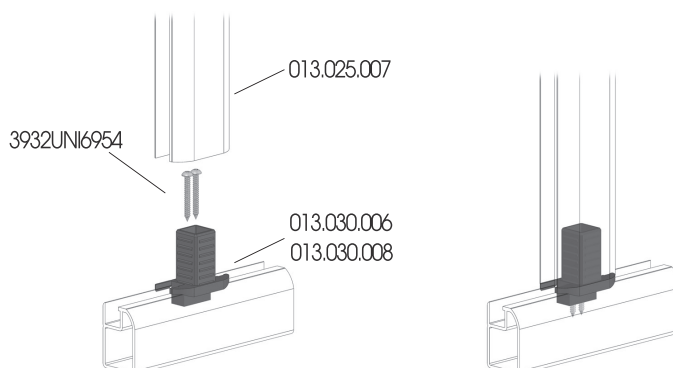


CODICE	Note	g
013.025.111	Per profili 013.025.007 - For profiles 013.025.007 - Para perfiles 013.025.007 - Pour profilés 013.025.007 - Für Profile 013.025.007	16

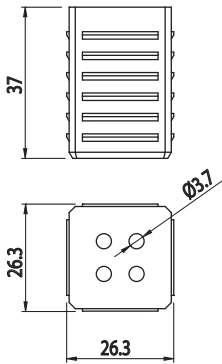

PA6+GF, RAL 7023

viti incluse

screws included - vis fournies
tornillos incluidos - Schrauben im Lieferumfang enthalten



GIUNTO 1 VIA
1-WAY JOINT
EMPALME 1 VÍA
JOINT 1 VOIE
EIN-WEG-VERBINDER

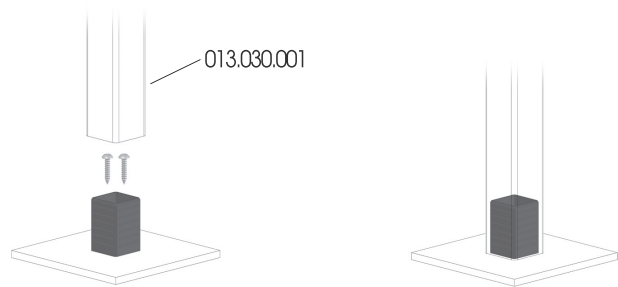


CODICE	Note	g
013.030.104	Per profilo 013.030.001 - For profile 013.030.001 - Para perfil 013.030.001 - Pour profilé 013.030.001 - Für Profil 013.030.001	11

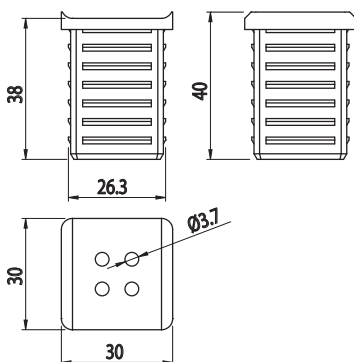

PA6+GF, RAL 7023

viti incluse

screws included - vis fournies
tornillos incluidos - Schrauben im Lieferum-
fang enthalten



GIUNTO 1 VIA
1-WAY JOINT
EMPALME 1 VÍA
JOINT 1 VOIE
EIN-WEG-VERBINDER

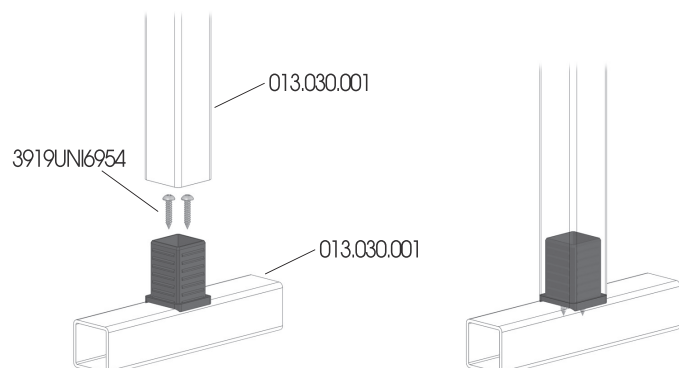


CODICE	Note	g
013.030.105	Per profilo 013.030.001 - For profile 013.030.001 - Para perfil 013.030.001 - Pour profilé 013.030.001 - Für Profil 013.030.001	14


PA6+GF, RAL 7023

viti incluse

screws included - vis fournies
tornillos incluidos - Schrauben im Lieferum-
fang enthalten

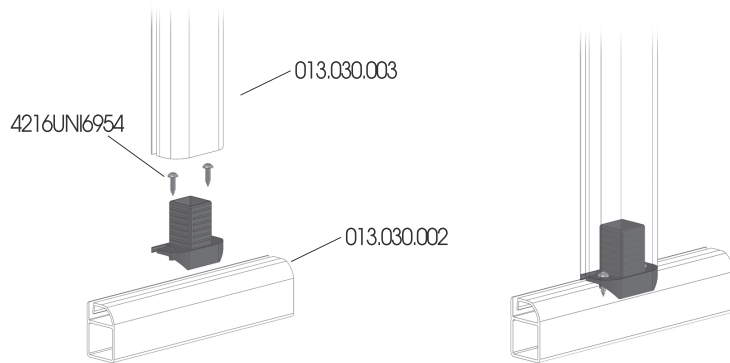
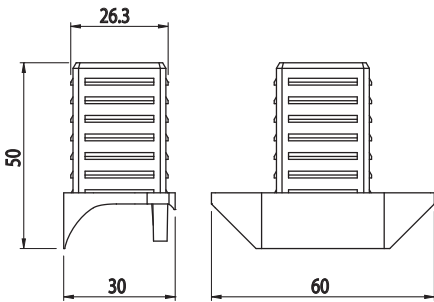


GIUNTO 1 VIA
1-WAY JOINT
EMPALME 1 VÍA
JOINT 1 VOIE
EIN-WEG-VERBINDER

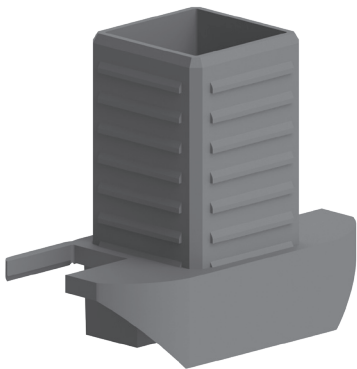


CODICE	Note	g
013.030.132	Per profilo 013.030.002 / 003 - For profile 013.030.002 / 003 - Para perfil 013.030.002 / 003 - Pour profilé 013.030.002 / 003 - Für Profil 013.030.002 / 003	19,5

PA6+GF, RAL 7023

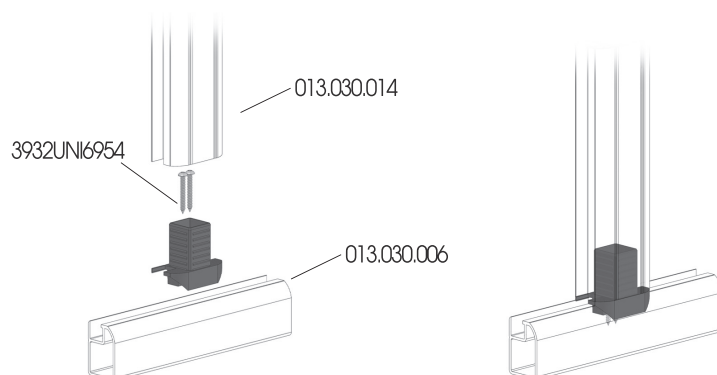
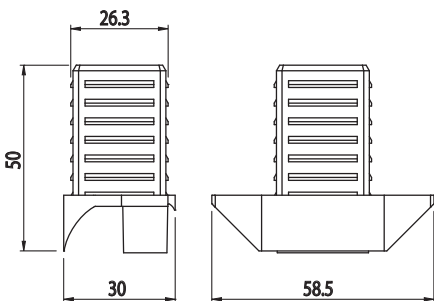


GIUNTO 1 VIA
1-WAY JOINT
EMPALME 1 VÍA
JOINT 1 VOIE
EIN-WEG-VERBINDER

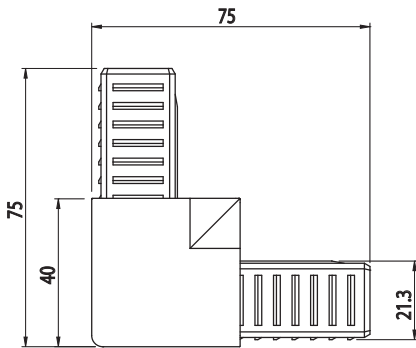



CODICE	Note	g
013.030.133	Per profilo 013.030.006 / 014 - For profile 013.030.006 / 014 - Para perfil 013.030.006 / 014 - Pour profilé 013.030.006 / 014 - Für Profil 013.030.006 / 014	19,6

PA6+GF, RAL 7023

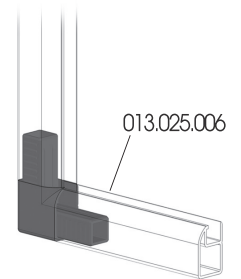
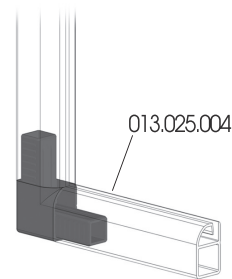
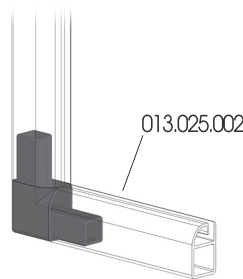


GIUNTO 2 VIE Q25
 2-WAY JOINT Q25
 EMPALME 2 VÍAS Q25
 JOINT 2 VOIES Q25
 ZWEI-WEGE-VERBINDER Q25

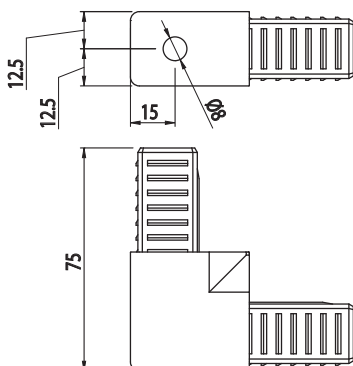



CODICE	Note	g
013.025.101	Per profili 013.025.002 / 004 / 006 - For profiles 013.025.002 / 004 / 006 - Para perfiles 013.025.002 / 004 / 006 - Pour profilés 013.025.002 / 004 / 006 - Für Profile 013.025.002 / 004 / 006	56

PA6+GF, RAL 7023

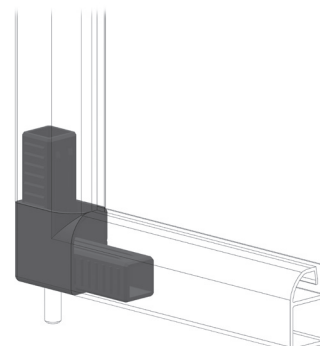


GIUNTO 2 VIE Q25
 2-WAY JOINT Q25
 EMPALME 2 VÍAS Q25
 JOINT 2 VOIES Q25
 ZWEI-WEGE-VERBINDER Q25



NEW		
CODICE	Note	g
013.025.133	Per profili 013.025.002 / 004 / 006 - For profiles 013.025.002 / 004 / 006 - Para perfiles 013.025.002 / 004 / 006 - Pour profilés 013.025.002 / 004 / 006 - Für Profile 013.025.002 / 004 / 006	55


PA6+GF, RAL 7023



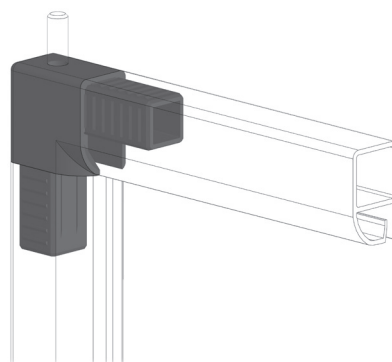
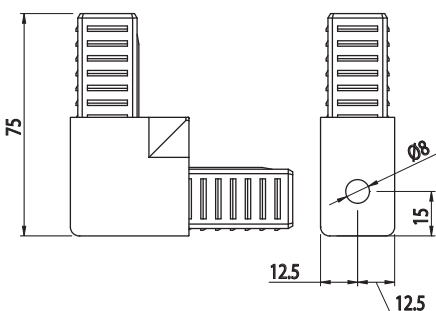
GIUNTO 2 VIE Q25
 2-WAY JOINT Q25
 EMPALME 2 VÍAS Q25
 JOINT 2 VOIES Q25
 ZWEI-WEGE-VERBINDER Q25

NEW

CODICE	Note	g
013.025.134	Per profili 013.025.002 / 004 / 006 - For profiles 013.025.002 / 004 / 006 - Para perfiles 013.025.002 / 004 / 006 - Pour profilés 013.025.002 / 004 / 006 - Für Profile 013.025.002 / 004 / 006	55




PA6+GF, RAL 7023

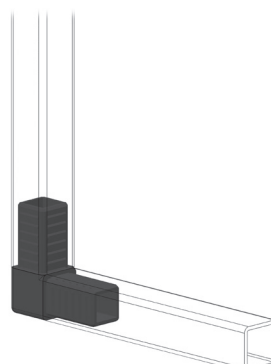
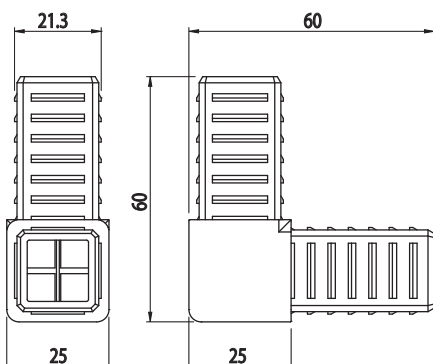


GIUNTO 2 VIE Q25
 2-WAY JOINT Q25
 EMPALME 2 VÍAS Q25
 JOINT 2 VOIES Q25
 ZWEI-WEGE-VERBINDER Q25


CODICE	Note	g
013.025.102	Per profilo 013.025.001 - For profile 013.025.001 - Para perfil 013.025.001 - Pour profilé 013.025.001 - Für Profil 013.025.001	33



PA6+GF, RAL 7023

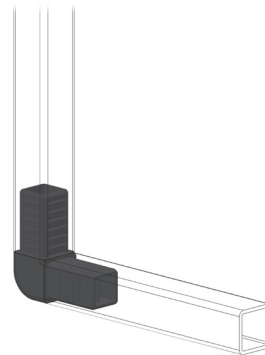
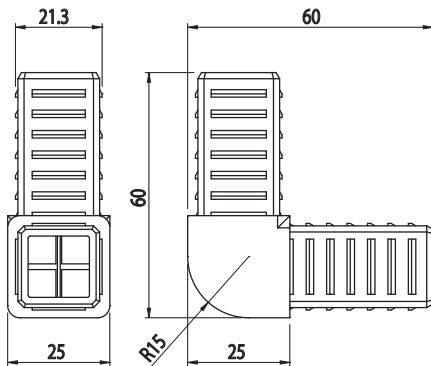


GIUNTO 2 VIE Q25 R15
 R15 2-WAY JOINT Q25
 EMPALME 2 VÍAS Q25 R15
 JOINT 2 VOIES Q25 R15
 ZWEI-WEGE-VERBINDER Q25 R15




CODICE	Note	g
013.025.106	Per profilo 013.025.001 - For profile 013.025.001 - Para perfil 013.025.001 - Pour profilé 013.025.001 - Für Profil 013.025.001	32

PA6+GF, RAL 7023



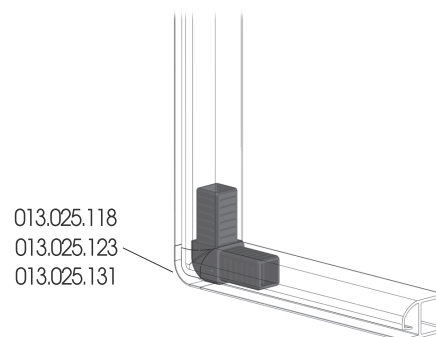
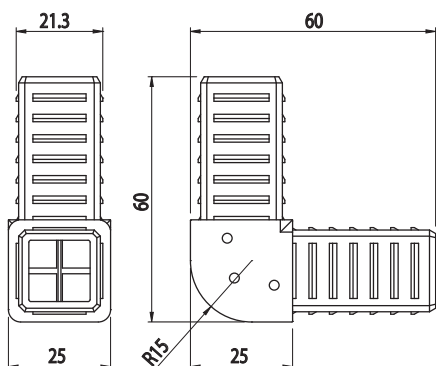
GIUNTO 2 VIE R15
 R15 2-WAY JOINT
 EMPALME 2 VÍAS R15
 JOINT 2 VOIES R15
 ZWEI-WEGE-VERBINDER R15



CODICE	Note	g
013.025.113	Per profilo 013.025.002 / 004 / 006 - For profile 013.025.002 / 004 / 006 - Para perfil 013.025.002 / 004 / 006 - Pour profilé 013.025.002 / 004 / 006 - Für Profil 013.025.002 / 004 / 006	32

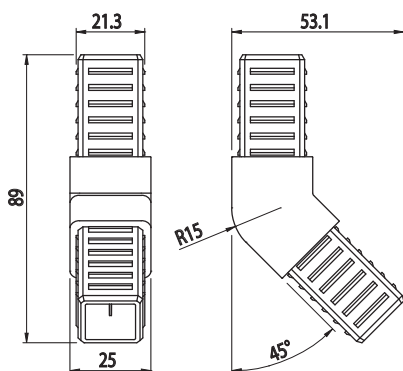

PA6+GF, RAL 7023

Con fori per cornice laterale
 Threaded for side frame - Taraudé pour cadre latéral
 Roscado para marco lateral - Mit Gewinde für seitlichen Rahmen



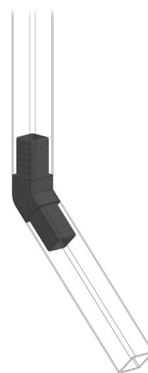
GIUNTO 2 VIE 45° Q25

45° 2-WAY JOINT Q25
 EMPALME 2 VÍAS 45° Q25
 JOINT 2 VOIES 45° Q25
 ZWEI-WEGE-VERBINDER 45° Q25



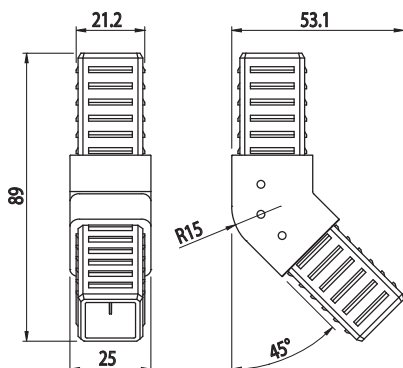

CODICE	Note	g
013.025.107	Per profilo 013.025.001 - For profile 013.025.001 - Para perfil 013.025.001 - Pour profilé 013.025.001 - Für Profil 013.025.001	37

PA6+GF, RAL 7023



GIUNTO 2 VIE 45° Q25

45° 2-WAY JOINT Q25
 EMPALME 2 VÍAS 45° Q25
 JOINT 2 VOIES 45° Q25
 ZWEI-WEGE-VERBINDER 45° Q25



CODICE	Note	g
013.025.112	Per profilo 013.025.002 / 004 / 006 - For profile 013.025.002 / 004 / 006 - Para perfil 013.025.002 / 004 / 006 - Pour profilé 013.025.002 / 004 / 006 - Für Profil 013.025.002 / 004 / 006	37


PA6+GF, RAL 7023

Con fori per cornice laterale

Threaded for side frame - Taraudé pour cadre latéral
 Roscado para marco lateral - Mit Gewinde für seitlichen Rahmen



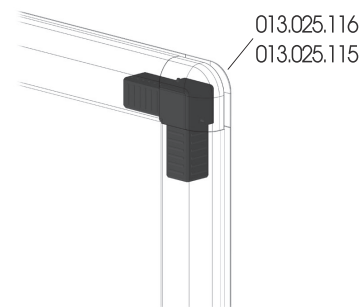
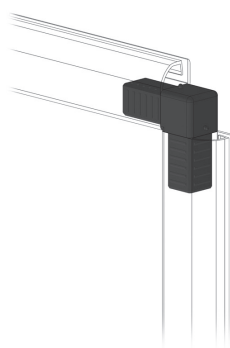
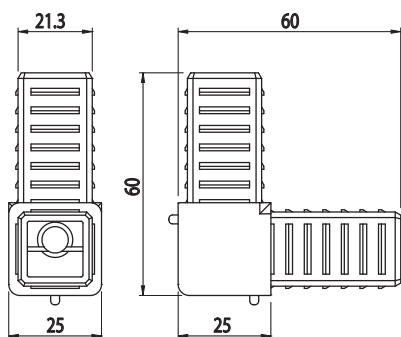
GIUNTO 2 VIE
 2-WAY JOINT
 EMPALME 2 VÍAS
 JOINT 2 VOIES
 ZWEI-WEGE-VERBINDER



CODICE	Note	g
013.025.114	Per profilo 013.025.002 / 004 / 006 - For profile 013.025.002 / 004 / 006 - Para perfil 013.025.002 / 004 / 006 - Pour profilé 013.025.002 / 004 / 006 - Für Profil 013.025.002 / 004 / 006	33


PA6+GF, RAL 7023

Per cornice esterna
 For outer frame - Pour cadre extérieur
 Para marco externo - Für Außenrahmen

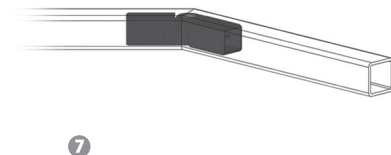
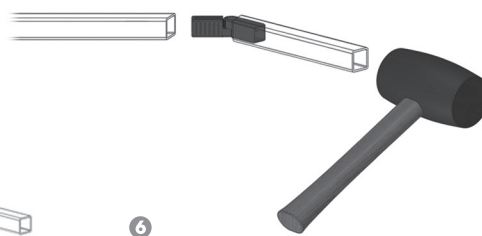
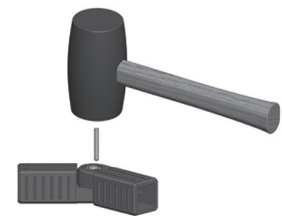
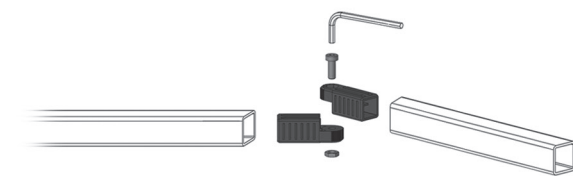
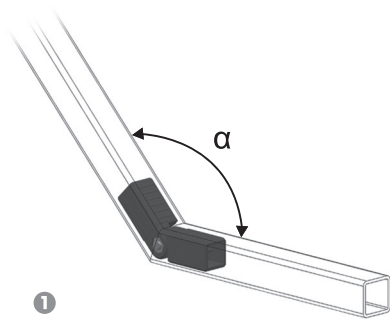
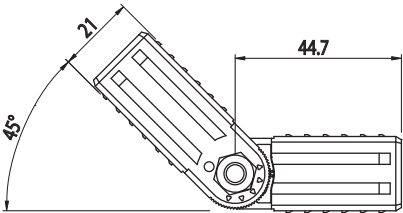


GIUNTO SNODATO
 ARTICULATED JOINT
 EMPALME ARTICULADO
 JOINT ARTICULÉ
 VERBINDER MIT GELENK

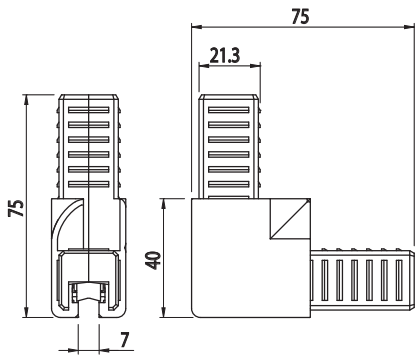
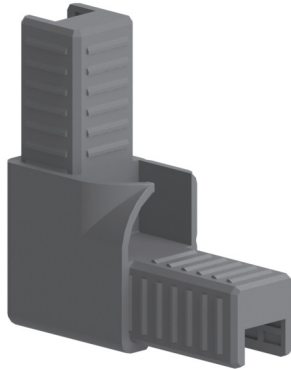
CODICE	Note	g
013.025.122	Per profilo 013.025.001 - For profile 013.025.001 - Para perfil 013.025.001 - Pour profilé 013.025.001 - Für Profil 013.025.001	28



PA6+GF, RAL 7023

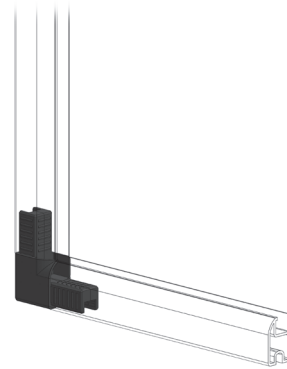


GIUNTO 2 VIE CON RUOTA PER SCORREVOLE
 2-WAY JOINT WITH WHEEL FOR SLIDING SYSTEM
 EMP. 2 VÍAS RUEDA PARA SISTEMA CORREDIZO
 JOINT 2 VOIES ROUE POUR PORTE COULISSANTE
 ZWEI-WEGE-VERBINDER MIT RAD FÜR SCHIEBETÜR

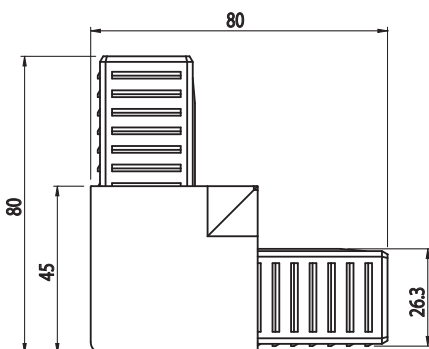



CODICE	Note	g
013.025.132	Per profilo 013.025.012 / 013 - For profile 013.025.012 / 013 - Para perfil 013.025.012 / 013 - Pour profilé 013.025.012 / 013 - Für Profil 013.025.012 / 013	42

PA6+GF, RAL 7023

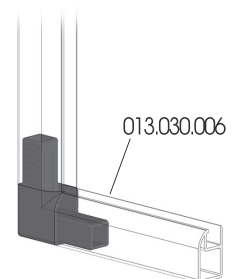
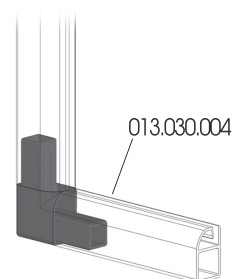
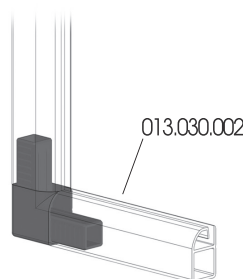


GIUNTO 2 VIE
 2-WAY JOINT
 EMPALME 2 VÍAS
 JOINT 2 VOIES
 ZWEI-WEGE-VERBINDER

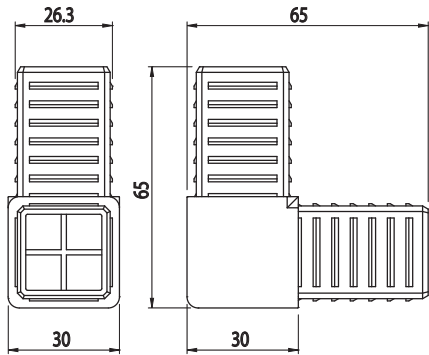



CODICE	Note	g
013.030.101	Per profili 013.030.002 / 004 / 006 - For profiles 013.030.002 / 004 / 006 - Para perfiles 013.030.002 / 004 / 006 - Pour profilés 013.030.002 / 004 / 006 - Für Profile 013.030.002 / 004 / 006	73

PA6+GF, RAL 7023

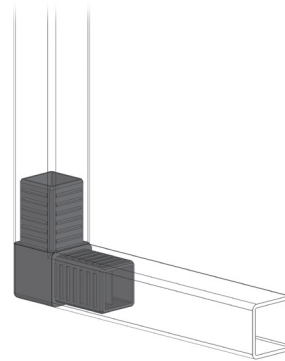


GIUNTO 2 VIE
2-WAY JOINT
EMPALME 2 VÍAS
JOINT 2 VOIES
ZWEI-WEGE-VERBINDER

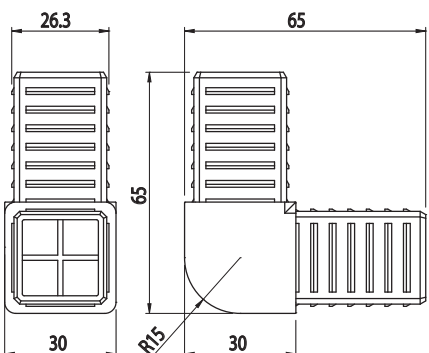



CODICE	Note	g
013.030.102	Per profilo 013.030.001 - For profile 013.030.001 - Para perfil 013.030.001 - Pour profilé 013.030.001 - Für Profil 013.030.001	46

PA6+GF, RAL 7023

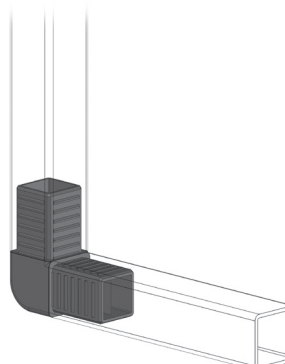


GIUNTO 2 VIE R15
R15 2-WAY JOINT
EMPALME 2 VÍAS R15
JOINT 2 VOIES R15
ZWEI-WEGE-VERBINDER R15



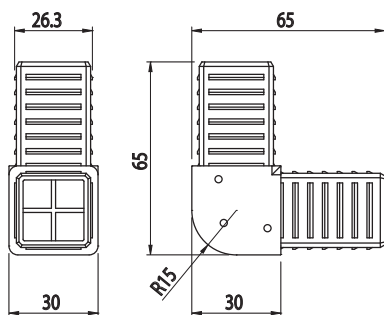

CODICE	Note	g
013.030.106	Per profilo 013.030.001 - For profile 013.030.001 - Para perfil 013.030.001 - Pour profilé 013.030.001 - Für Profil 013.030.001	45

PA6+GF, RAL 7023



GIUNTO 2 VIE R15

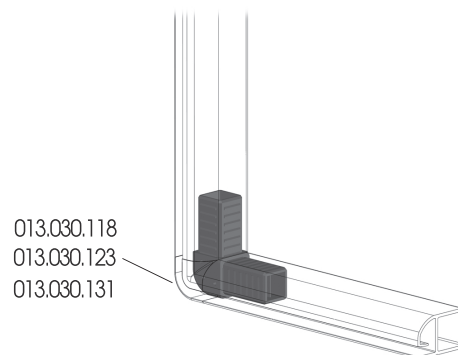
R15 2-WAY JOINT
EMPALME 2 VÍAS R15
JOINT 2 VOIES R15
ZWEI-WEGE-VERBINDER R15



CODICE	Note	g
013.030.113	Per profilo 013.030.002 / 004 / 006 - For profile 013.030.002 / 004 / 006 - Para perfil 013.030.002 / 004 / 006 - Pour profilé 013.030.002 / 004 / 006 - Für Profil 013.030.002 / 004 / 006	45

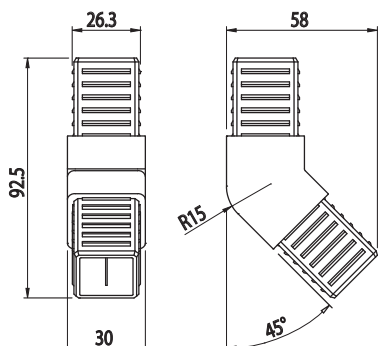

PA6+GF, RAL 7023

Con fori per cornice laterale
Threaded for side frame, - Taraudé pour pour cadre latéral
Roscado para marco lateral - Mit Gewinde für seitlichen Rahmen



GIUNTO 2 VIE 45°

45° 2-WAY JOINT
EMPALME 2 VÍAS 45°
JOINT 2 VOIES 45°
ZWEI-WEGE-VERBINDER 45°

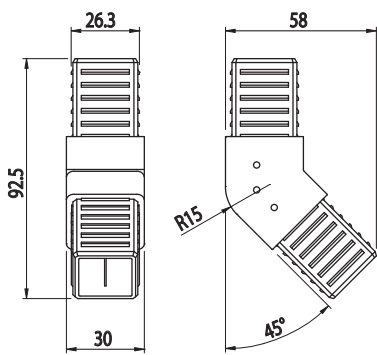



CODICE	Note	g
013.030.107	Per profilo 013.030.001 - For profile 013.030.001 - Para perfil 013.030.001 - Pour profilé 013.030.001 - Für Profil 013.030.001	48

PA6+GF, RAL 7023



GIUNTO 2 VIE 45°
45° 2-WAY JOINT
EMPALME 2 VÍAS 45°
JOINT 2 VOIES 45°
ZWEI-WEGE-VERBINDER 45°



CODICE	Note	g
013.030.112	Per profilo 013.030.002 / 004 / 006 - For profile 013.030.002 / 004 / 006 - Para perfil 013.030.002 / 004 / 006 - Pour profilé 013.030.002 / 004 / 006 - Für Profil 013.030.002 / 004 / 006	48

PA6+GF, RAL 7023

Con fori per cornice laterale

Threaded for side frame - Taraudé pour cadre latéral

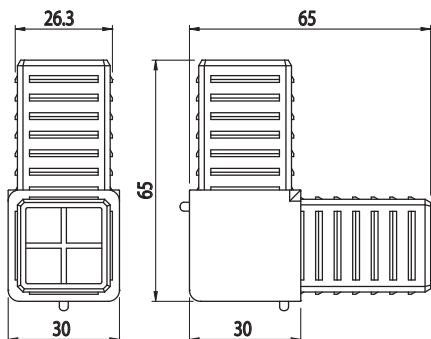

Roscado para marco lateral - Mit Gewinde für seitlichen Rahmen

013.030.002
013.030.004
013.030.006

013.030.002
013.030.004
013.030.006

013.030.117

GIUNTO 2 VIE
2-WAY JOINT
EMPALME 2 VÍAS
JOINT 2 VOIES
ZWEI-WEGE-VERBINDER

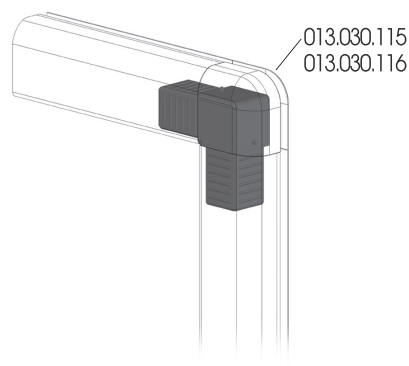
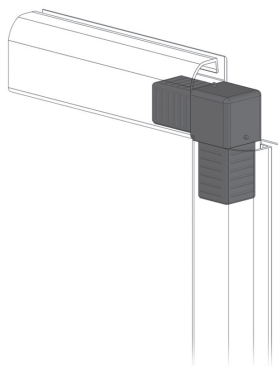


CODICE	Note	g
013.030.114	Per profilo 013.030.002 / 004 / 006 - For profile 013.030.002 / 004 / 006 - Para perfil 013.030.002 / 004 / 006 - Pour profilé 013.030.002 / 004 / 006 - Für Profil 013.030.002 / 004 / 006	46

PA6+GF, RAL 7023


Per cornice esterna

For outer frame - Pour cadre extérieur
Para marco externo - Für Außenrahmen

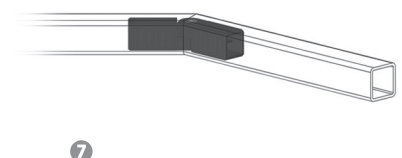
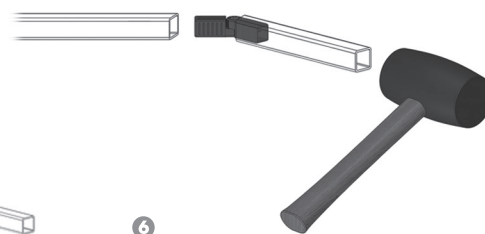
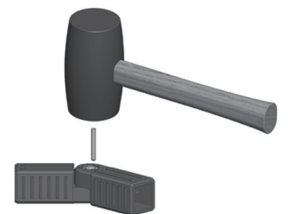
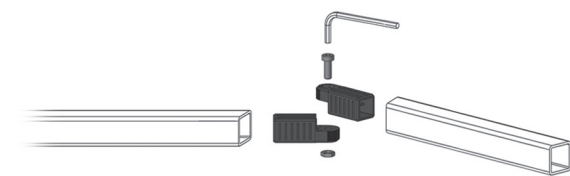
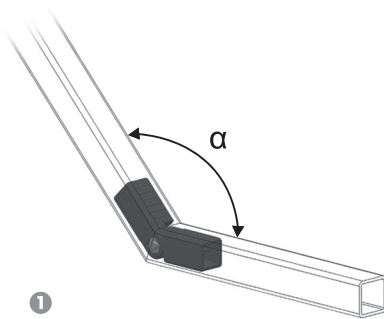
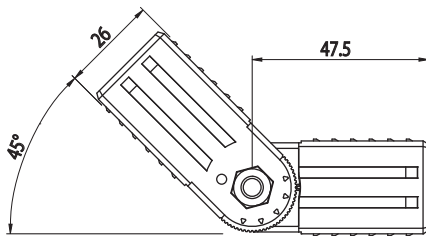


GIUNTO SNODATO
 ARTICULATED JOINT
 EMPALME ARTICULADO
 JOINT ARTICULÉ
 VERBINDER MIT GELENK

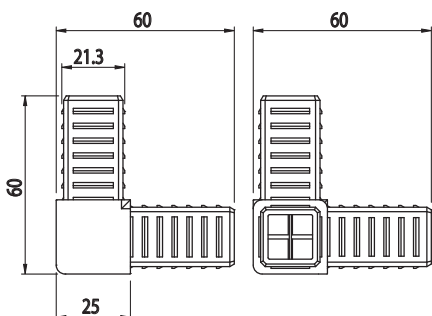

CODICE	Note	g
013.030.122	Per profilo 013.030.001, necessario taglio profilo - For profile 013.030.001, profile cutting required - Para perfil 013.030.001, corte del perfil necesario - Pour profilé 013.030.001, nécessaire découpe profilé - Für Profil 013.030.001, Schnitt des Profils notwendig	43



PA6+GF, RAL 7023

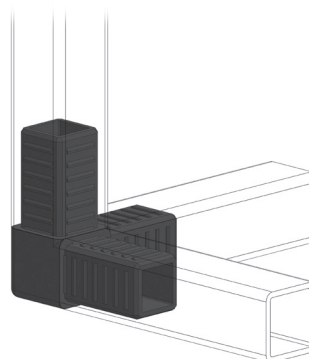


GIUNTO 3 VIE Q25
 3-WAY JOINT Q25
 EMPALME 3 VÍAS Q25
 JOINT 3 VOIES Q25
 DREI-WEGE-VERBINDER Q25

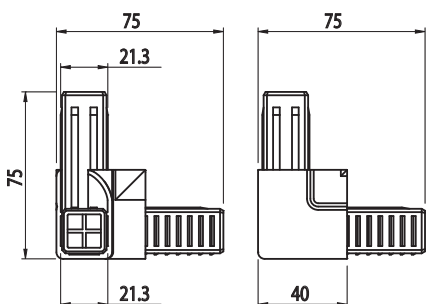



CODICE	Note	g
013.025.103	Per profilo 013.025.001 - For profile 013.025.001 - Para perfil 013.025.001 - Pour profilé 013.025.001 - Für Profil 013.025.001	44

PA6+GF, RAL 7023

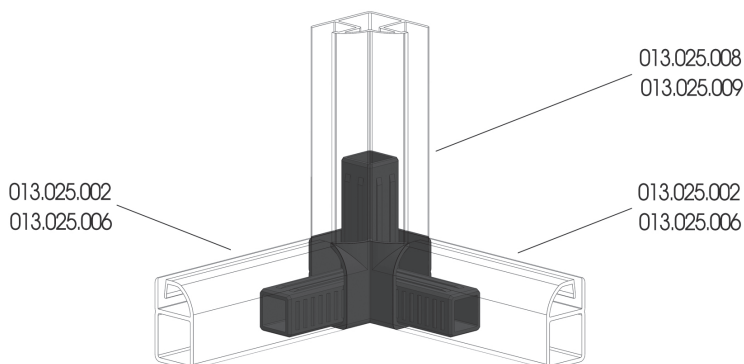


GIUNTO 3 VIE
 3-WAY JOINT
 EMPALME 3 VÍAS
 JOINT 3 VOIES
 DREI-WEGE-VERBINDER

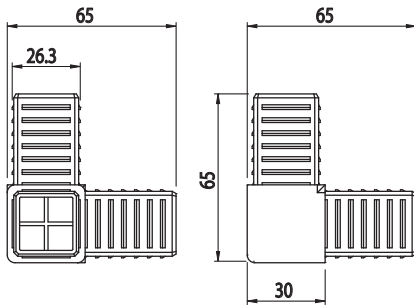



CODICE	Note	g
013.025.121	Per profilo 013.025.008 / 009 / 002 / 006 - For profile 013.025.008 / 009 / 002 / 006 - Para perfil 013.025.008 / 009 / 002 / 006 - Pour profilé 013.025.008 / 009 / 002 / 006 - Für Profil 013.025.008 / 009 / 002 / 006	72

PA6+GF, RAL 7023

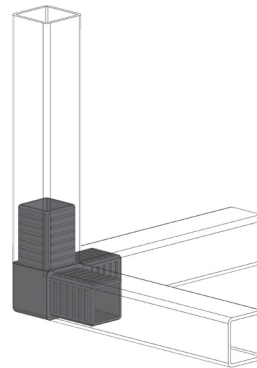


GIUNTO 3 VIE
 3-WAY JOINT
 EMPALME 3 VÍAS
 JOINT 3 VOIES
 DREI-WEGE-VERBINDER

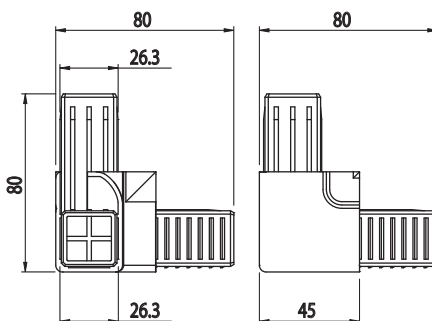



CODICE	Note	g
013.030.103	Per profilo 013.030.001 - For profile 013.030.001 - Para perfil 013.030.001 - Pour profilé 013.030.001 - Für Profil 013.030.001	55

PA6+GF, RAL 7023

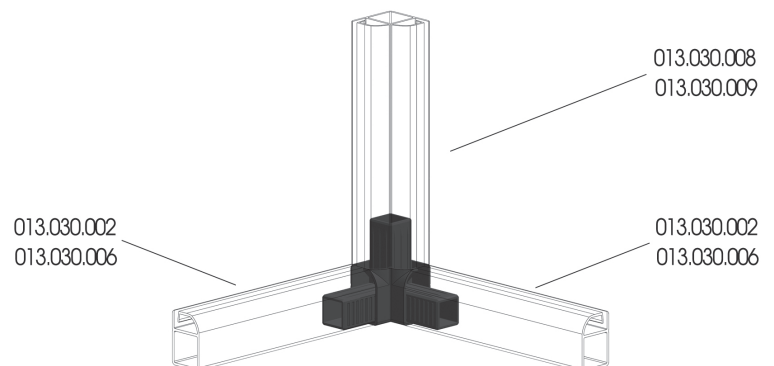


GIUNTO 3 VIE
 3-WAY JOINT
 EMPALME 3 VÍAS
 JOINT 3 VOIES
 DREI-WEGE-VERBINDER



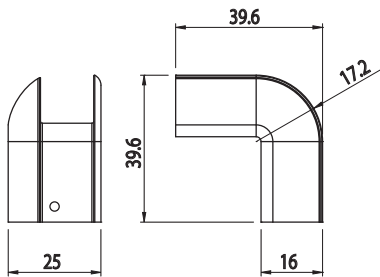
CODICE	Note	g
013.030.121	Per profilo 013.030.008 / 009 / 002 / 006 - For profile 013.030.008 / 009 / 002 / 006 - Para perfil 013.030.008 / 009 / 002 / 006 - Pour profilé 013.030.008 / 009 / 002 / 006 - Für Profil 013.030.008 / 009 / 002 / 006	97

PA6+GF, RAL 7023



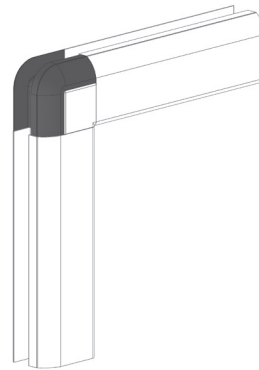
CORNICE ESTERNA 90°

90° OUTER FRAME
MARCO EXTERNO 90°
CADRE EXTÉRIEUR 90°
AUßENRAHMEN 90°



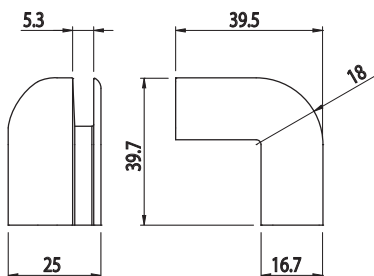

CODICE	Note	g
013.025.115	Per giunto 013.025.114 - For joint 013.025.114 - Para empalme 013.025.114 - Pour joint 013.025.114 - Für Verbinder 013.025.114	9

PA6+GF, RAL 7023



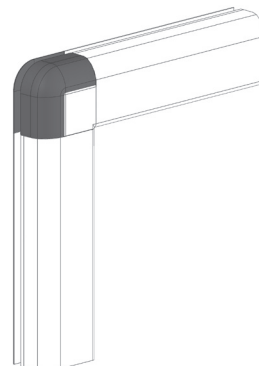
CORNICE ESTERNA

OUTER FRAME
MARCO EXTERNO
CADRE EXTÉRIEUR
AUßENRAHMEN



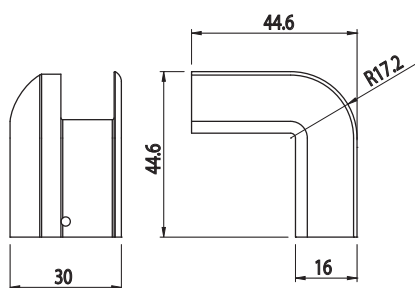
CODICE	Note	g
013.025.116	Per pannello sp.4-5, per giunto 013.025.114 - For panel thk.4-5, joint 013.025.114 - Para panel esp.4-5, empalme 013.025.114 - Pour panneau épais.4-5, joint 013.025.114 - Für Platte D.4-5, Verbinder 013.025.114	11

PA6+GF, RAL 7023



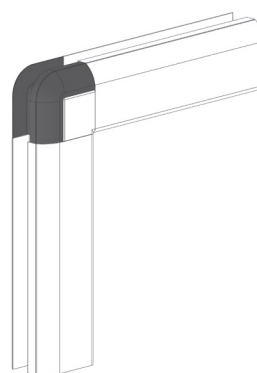
CORNICE ESTERNA 90°

90° OUTER FRAME
MARCO ESTERNO 90°
CADRE EXTÉRIEUR 90°
AUBENRAHMEN 90°



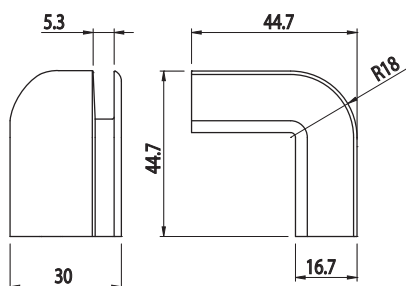

CODICE	Note	g
013.030.115	Per giunto 013.030.114 - For joint 013.030.114 - Para empalme 013.030.114 - Pour joint 013.030.114 - Für Verbinder 013.030.114	12

PA6+GF, RAL 7023



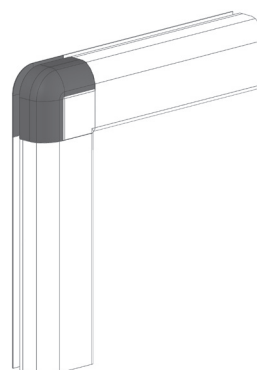
CORNICE ESTERNA 90°

90° OUTER FRAME
MARCO ESTERNO 90°
CADRE EXTÉRIEUR 90°
AUBENRAHMEN 90°



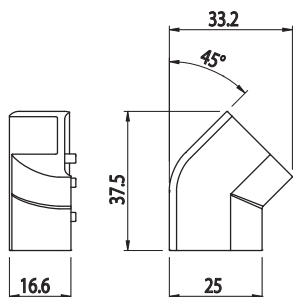

CODICE	Note	g
013.030.116	Per pannello sp.4-5, giunto 013.030.114 - For panel thk.4-5, joint 013.030.114 - Para panel esp.4-5, empalme 013.030.114 - Pour panneau épais.4-5, joint 013.030.114 - Für Platte D.4-5, Verbinder 013.030.114	14

PA6+GF, RAL 7023



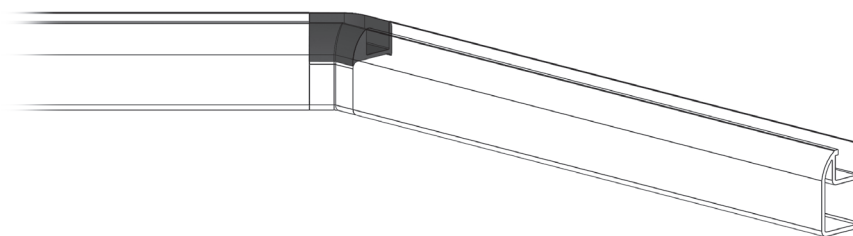
CORNICE LATERALE 45°

45° SIDE FRAME
MARCO LATERAL 45°
CADRE LATÉRAL 45°
SEITLICHER RAHMEN 45°



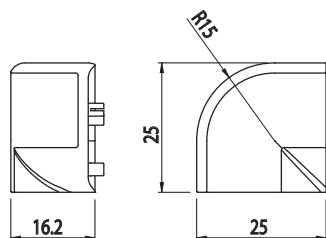

CODICE	Note	g
013.025.128	Per profilo 013.025.006, giunto 013.025.112 - For profile 013.025.006, joint 013.025.112 - Para perfil 013.025.006, empalme 013.025.112 - Pour profilé 013.025.006, joint 013.025.112 - Für Profil 013.025.006, Verbinder 013.025.112	5

PA6+GF, RAL 7023



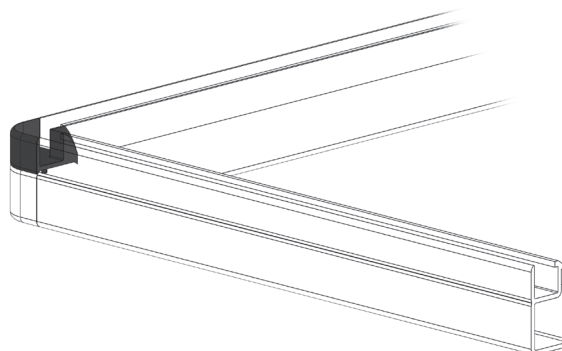
CORNICE LATERALE 90°

90° SIDE FRAME
MARCO LATERAL 90°
CADRE LATÉRAL 90°
SEITLICHER RAHMEN 90°



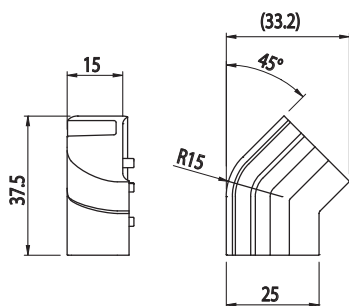

CODICE	Note	g
013.025.131	Per profilo 013.025.006, giunto 013.025.113 - For profile 013.025.006, joint 013.025.113 - Para perfil 013.025.006, empalme, 013.025.113 - Pour profilé 013.025.006, joint 013.025.113 - Für Profil 013.025.006, Verbinder 013.025.113	4

PA6+GF, RAL 7023



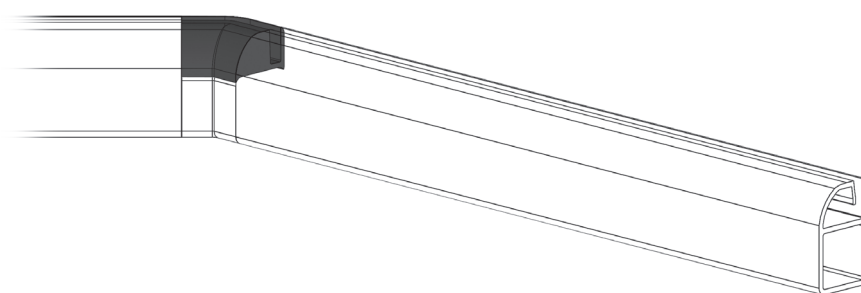
CORNICE LATERALE 45°

45° SIDE FRAME
MARCO LATERAL 45°
CADRE LATÉRAL 45°
SEITLICHER RAHMEN 45°



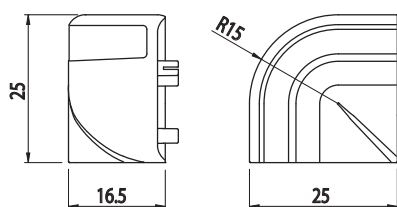

CODICE	Note	g
013.025.117	Per pannello sp.4-5, giunto 013.025.112, profilo 013.025.002 - For panel thk.4-5, joint 013.025.112, profile 013.025.002 - Para panel esp.4-5, empalme 013.025.112, perfil 013.025.002 - Pour panneau épais.4-5, joint 013.025.112, profilé 013.025.002 - Für Platte D.4-5, Verbinder 013.025.112, Profil 013.025.002	7

PA6+GF, RAL 7023



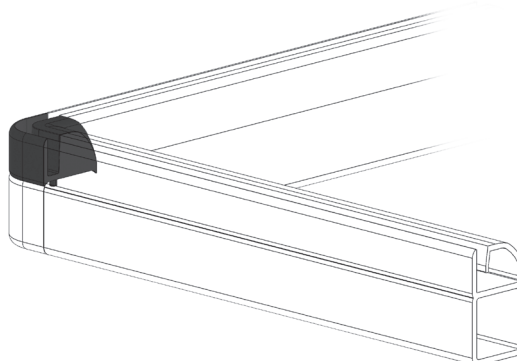
CORNICE LATERALE 90°

90° SIDE FRAME
MARCO LATERAL 90°
CADRE LATÉRAL 90°
SEITLICHER RAHMEN 90°




CODICE	Note	g
013.025.118	Per pannello sp.4-5, giunto 013.025.113, profilo 013.025.002 - For panel thk.4-5, joint 013.025.113, profile 013.025.002 - Para panel esp.4-5, empalme 013.025.113, perfil 013.025.002 - Pour panneau épais.4-5, joint 013.025.113, profilé 013.025.002 - Für Platte D.4-5, Verbinder 013.025.113, Profil 013.025.002	6

PA6+GF, RAL 7023



CORNICE LATERALE 90°
 90° SIDE FRAME
 MARCO LATERAL 90°
 CADRE LATÉRAL 90°
 SEITLICHER RAHMEN 90°

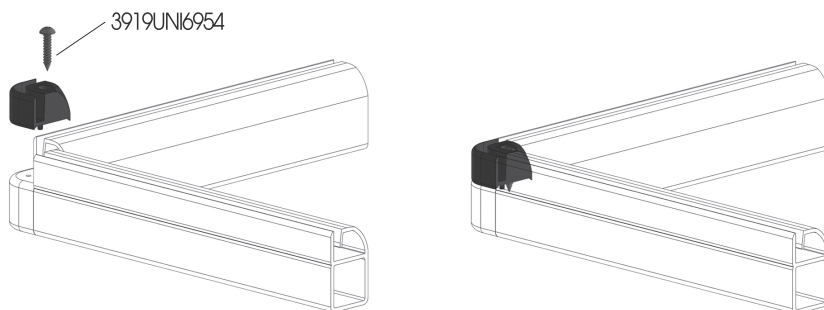
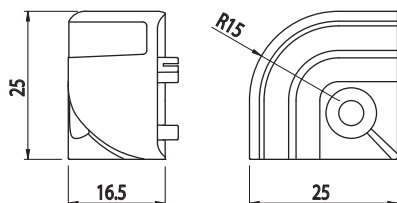


CODICE	Note	g
013.025.123	Per pannello sp. 4-5, giunto 013.025.113, profilo 013.025.002 - For panel thk. 4-5, joint 013.025.113, profile 013.025.002 - Para panel esp. 4-5, empalme 013.025.113, perfil 013.025.002 - Pour panneau épais. 4-5, joint 013.025.113, profilé 013.025.002 - Für Platte D. 4-5, Verbinder 013.025.113, Profil 013.025.002	6


PA6+GF, RAL 7023

Viti incluse

screws included - vis fournies
 tornillos incluidos - Schrauben im Lieferumfang enthalten

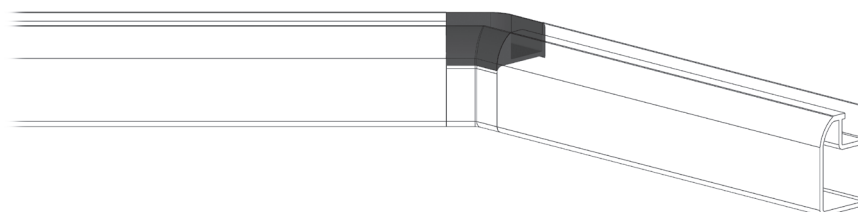
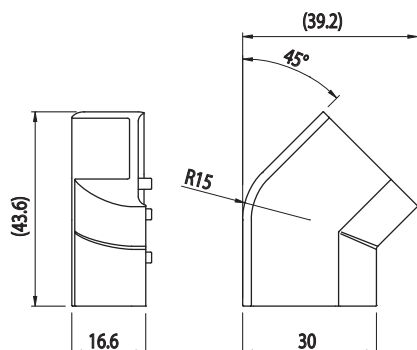


CORNICE LATERALE 45°
 45° SIDE FRAME
 MARCO LATERAL 45°
 CADRE LATÉRAL 45°
 SEITLICHER RAHMEN 45°



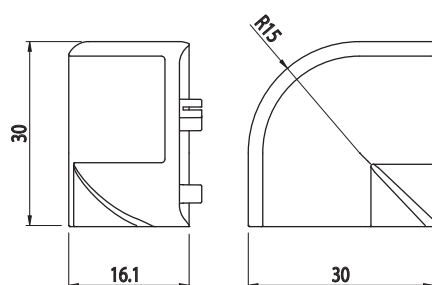

CODICE	Note	g
013.030.128	Per profilo 013.030.006, giunto 013.030.112 - For profile 013.030.006, joint 013.030.112 - Para perfil 013.030.006, empalme 013.030.112 - Pour profilé 013.030.006, joint 013.030.112 - Für Profil 013.030.006, Verbinder 013.030.112	7

PA6+GF, RAL 7023



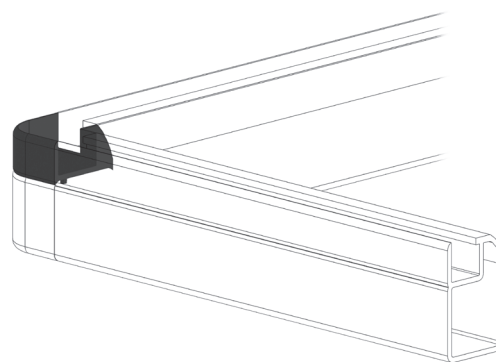
CORNICE LATERALE 90°

90° SIDE FRAME
MARCO LATERAL 90°
CADRE LATÉRAL 90°
SEITLICHER RAHMEN 90°



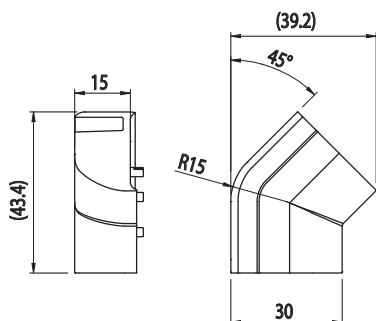

CODICE	Note	g
013.030.131	Per giunto 013.030.113, profilo 013.030.006 - For joint 013.030.113, profile 013.030.006 - Para empalme 013.030.113, perfil 013.030.006 - Pour joint 013.030.113, profilé 013.030.006 - Für Verbinder 013.030.113, Profil 013.030.006	8

PA6+GF, RAL 7023



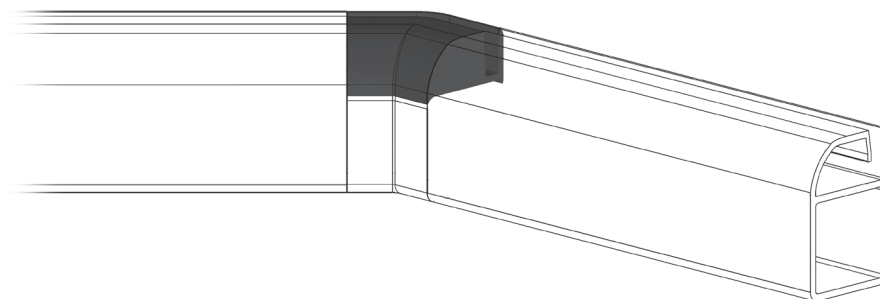
CORNICE LATERALE 45°

45° SIDE FRAME
MARCO LATERAL 45°
CADRE LATÉRAL 45°
SEITLICHER RAHMEN 45°




CODICE	Note	g
013.030.117	Per pannello sp.4-5, giunto 013.030.112, profilo 013.030.002 - For panel thk.4-5, joint 013.030.112, profile 013.030.002 - Para panel esp.4-5, empalme 013.030.112, perfil 013.030.002 - Pour panneau épais.4-5, joint 013.030.112, profilé 013.030.002 - Für Platte D.4-5, Verbinder 013.030.112, Profil 013.030.002	9

PA6+GF, RAL 7023

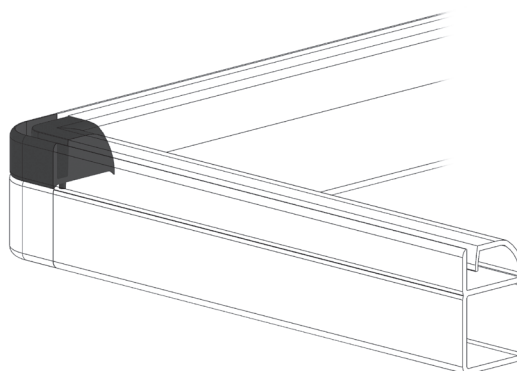
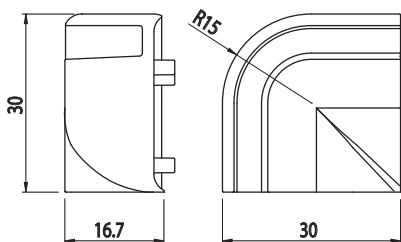


CORNICE LATERALE 90°
 90° SIDE FRAME
 MARCO LATERAL 90°
 CADRE LATÉRAL 90°
 SEITLICHER RAHMEN 90°




CODICE	Note	g
013.030.118	Per pannello sp.4-5, giunto 013.030.113, profilo 013.030.002 - For panel thk.4-5, joint 013.030.113, profile 013.030.002 - Para panel esp.4-5, empalme 013.030.113, perfil 013.030.002 - Pour panneau épais.4-5, joint 013.030.113, profilé 013.030.002 - Für Platte D.4-5, Verbinder 013.030.113, Profil 013.030.002	7

PA6+GF, RAL 7023



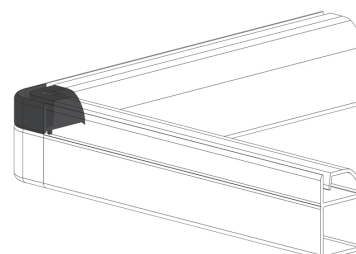
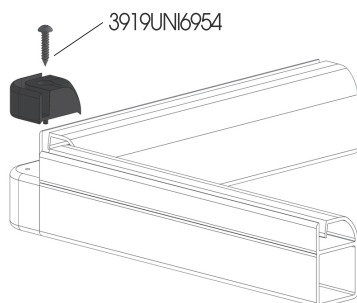
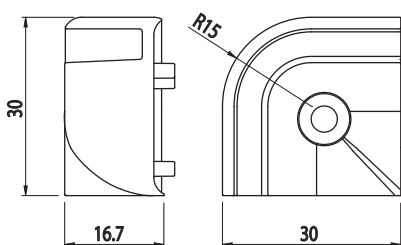
CORNICE LATERALE 90°
 90° SIDE FRAME
 MARCO LATERAL 90°
 CADRE LATÉRAL 90°
 SEITLICHER RAHMEN 90°



CODICE	Note	g
013.030.123	Per pannello sp. 4-5, giunto 013.030.113, profilo 013.030.002 - For panel thk. 4-5, joint 013.030.113, profile 013.030.002 - Para panel esp. 4-5, empalme 013.030.113, perfil 013.030.002 - Pour panneau épais. 4-5, joint 013.030.113, profilé 013.030.002 - Für Platte D. 4-5, Verbinder 013.030.113, Profil 013.030.002	8

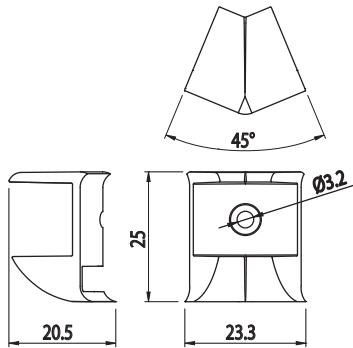

PA6+GF, RAL 7023

viti incluse
 screws included - vis fournies
 tornillos incluidos - Schrauben im Lieferumfang enthalten



CORNICE INTERNA 45°

45° INNER FRAME
MARCO INTERIOR 45°
CADRE INTÉRIEUR 45°
INNENRAHMEN 45°

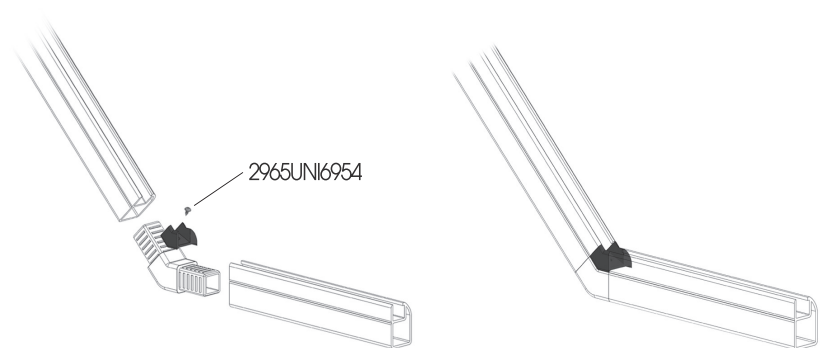


CODICE	Note	g
013.025.125	Fissaggio con vite, giunto 013.025.107 / 112 - Fastening with screw, joint 013.025.107 / 112 - Fijación con tornillo, empalme 013.025.107 / 112 - Fixation à vis, joint 013.025.107 / 112 - Befestigung mit Schraube, Verbinder 013.025.107 / 112	3

PA6+GF, RAL 7023

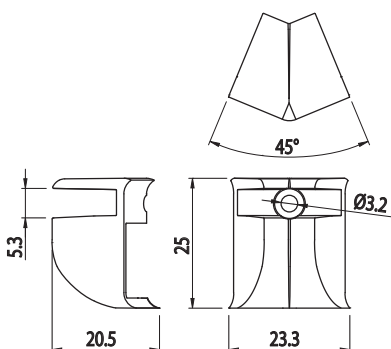

viti incluse

screws included - vis fournies
tornillos incluidos - Schrauben im Lieferum-
fang enthalten



CORNICE INTERNA 45°

45° INNER FRAME
MARCO 45° INTERIOR
CADRE 45° INTÉRIEUR
INNENRAHMEN 45°

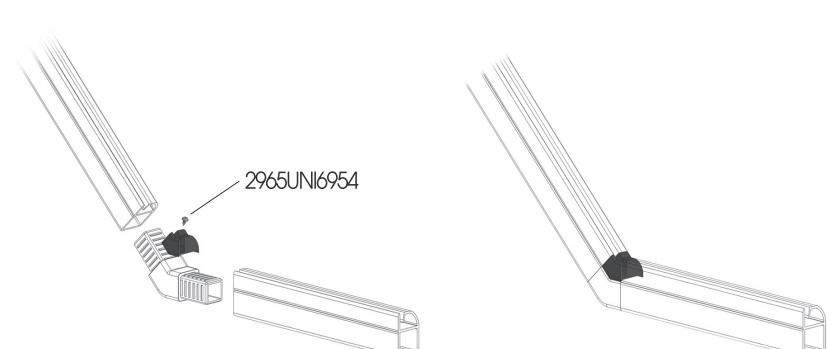


CODICE	Note	g
013.025.124	Per giunto 013.025.107 / 112 - For joint 013.025.107 / 112 - Para empalme 013.025.107 / 112 - Pour joint 013.025.107 / 112 - Für Platte Verbinder 013.025.107 / 112	3

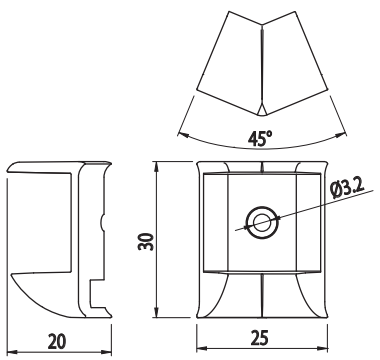

PA6+GF, RAL 7023

viti incluse

screws included - vis fournies
tornillos incluidos - Schrauben im Lieferum-
fang enthalten



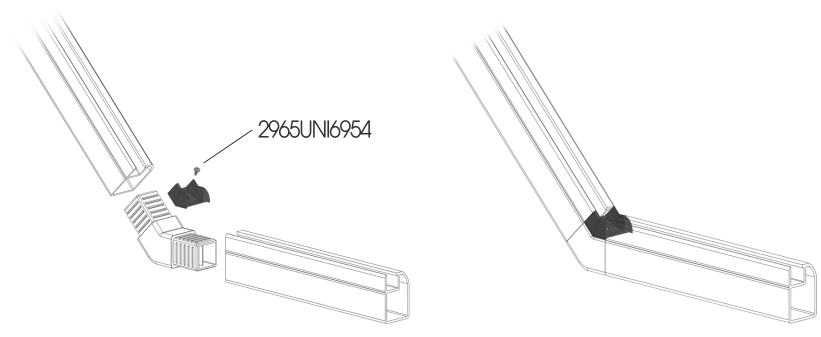
CORNICE INTERNA 45°
 INNER FRAME 45°
 MARCO INTERIOR 45°
 CADRE INTÉRIEUR 45°
 INNENRAHMEN 45°



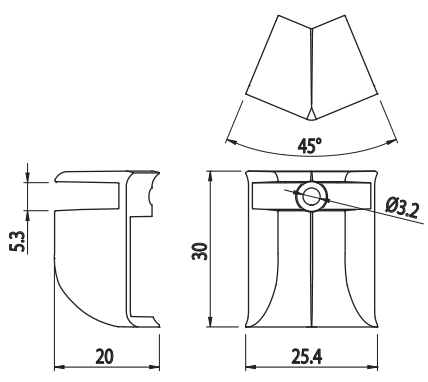

CODICE	Note	g
013.030.125	Fissaggio con vite, giunto 013.030.107 / 112 - Fastening with screw, joint 013.030.107 / 112 - Fijación con tornillo, empalme 013.030.107 / 112 - Fixation à vis, joint 013.030.107 / 112 - Befestigung mit Schraube, Verbinder 013.030.107 / 112	5

PA6+GF, RAL 7023

viti incluse
 screws included - vis fournies
 tornillos incluidos - Schrauben im Lieferumfang enthalten



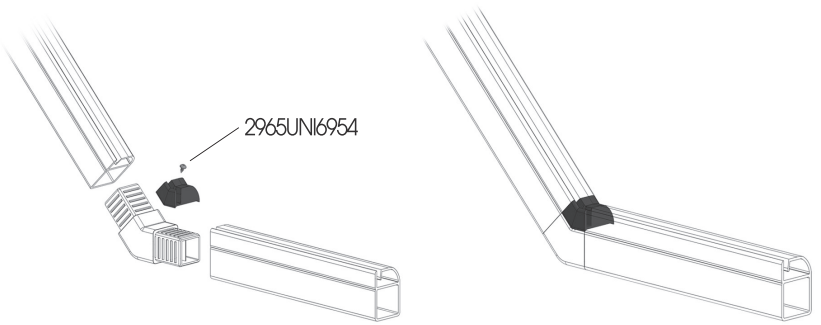
CORNICE INTERNA 45°
 45° INNER FRAME
 MARCO INTERIOR 45°
 CADRE INTÉRIEUR 45°
 INNENRAHMEN 45°



CODICE	Note	g
013.030.124	Fissaggio con vite, giunto 013.030.107 / 112 - Fastening with screw, joint 013.030.107 / 112 - Fijación con tornillo, empalme 013.030.107 / 112 - Fixation à vis, joint 013.030.107 / 112 - Befestigung mit Schraube, Verbinder 013.030.107 / 112	5

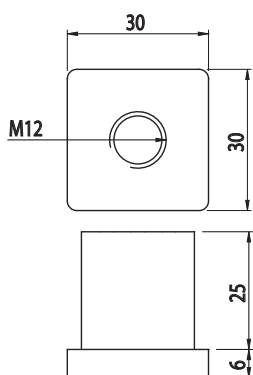

PA6+GF, RAL 7023

viti incluse
 screws included - vis fournies
 tornillos incluidos - Schrauben im Lieferumfang enthalten



FLANGIA PER PIEDI

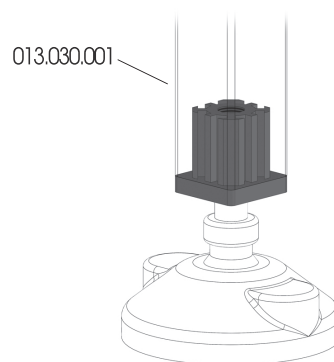
FOOT FLANGE
BRIDA PARA PIES
BRIDE POUR PIEDS
FLANSCH FÜR FÜSSE



CODICE	Note	g
C030209	Per piedi M12 - For M12 feet - Para pies M12 - Pour pieds M12 - Für Füße M12	110

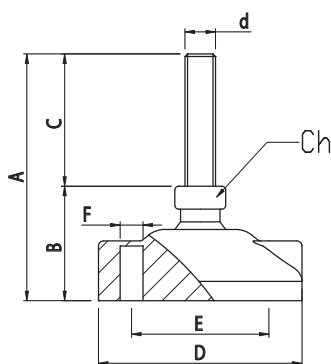

Poliammide nero

Black polyamide - Polyamide noir
Poliamida color negro - Polyamid schwarz



PIEDI SNODATI ANTIVIBRANTI

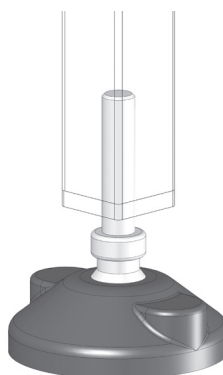
VIBRATION DAMPING ARTICULATED FEET
PIES ARTICULADOS ANTIVIBRACIÓN
PIEDS ARTICULÉS ANTIVIBRATIONS
GELENKFÜSSE MIT SCHWINGUNGSSCHUTZ



CODICE	▲Kg	D	d	A	B	C	E	F	Ch	g
084.402.003	1000	80	M12	96	33	63	54	9	10	88
084.402.007	1000	80	M12	156	33	123	54	9	10	143
084.402.009	1000	30	M12	147	24	123	-	-	10	125

Poliammide nero e acciaio zincato


Black polyamide and zinc plated steel -
Polyamide noir et acier zingué
Poliamida color negro y acero galvanizado
- Schwarzes Polyamid und verzinkter Stahl



ANTIVIBRANTI

VIBRATION DAMPERS
ELEMENTOS ANTIVIBRACIÓN
ANTIVIBRATIONS
SCHWINGUNGSSCHUTZ

CODICE	Note	g
084.403.003	Ø 80	36

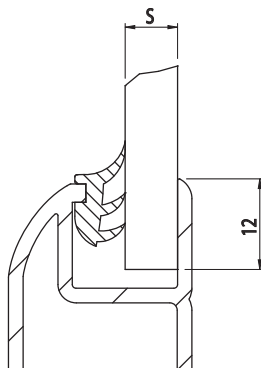


Gomma sintetica antiolio nera

Black oil-resistant synthetic rubber - Ca-
outchouc synthétique anti-huile noir
Goma sintética antiaceite color negro -
Ölbeständiger Synthesekautschuk schwarz

GUARNIZIONI PANNELLI

PANEL GASKET
 JUNTA PARA PANELES
 JOINT POUR PANNEAUX
 DICHTUNG FÜR PLATTEN




CODICE	S	Colore		g/m
084.512.014T	2 - 3		60 m	172
084.512.015T	4		70 m	116
084.512.006T	5		90 m	106
084.512.003T	8		200 m	50
084.512.016T	10		380 m	22,5



Gomma termoplastica

Thermoplastic rubber - Caoutchouc
 thermoplastique - Goma termoplástica -
 Thermoplastischer Gummi

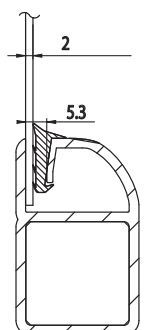
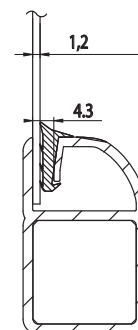

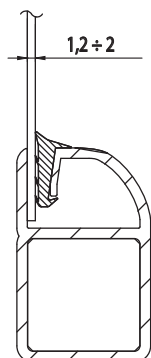
GUARNIZIONE PANNELLI

PANEL GASKET
 JUNTA PARA PANELES
 JOINT POUR PANNEAUX
 DICHTUNG FÜR PLATTEN



CODICE	S	Colore		g/m
013.512.001	1,2 - 2 mm		150 m	62,3


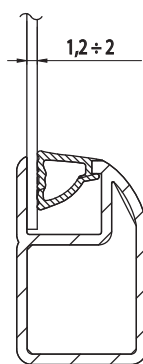
TPE



**GUARNIZIONE PANNELLI**


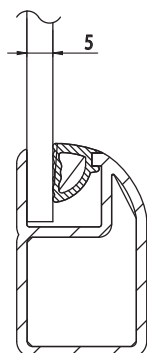
PANEL GASKET
 JUNTA PARA PANELES
 JOINT POUR PANNEAUX
 DICHTUNG FÜR PLATTEN

CODICE	S	Colore		g/m
013.512.002	1,2 - 2 mm		100 m	77,5

**TPE****GUARNIZIONE PANNELLI**

PANEL GASKET
 JUNTA PARA PANELES
 JOINT POUR PANNEAUX
 DICHTUNG FÜR PLATTEN


CODICE	S	Colore		g/m
013.512.003	5 mm		100 m	58,4

**TPE**

GUARNIZIONE DI BATTUTA

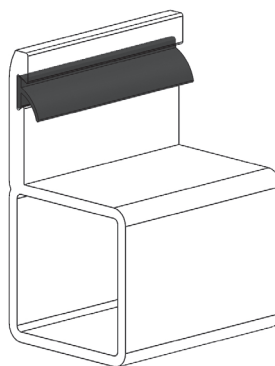
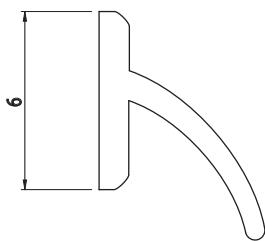
PANEL GASKET
 JUNTA PARA PANELES
 JOINT POUR PANNEAUX
 FALZDICHTUNG

CODICE	S	Colore		g/m
084.512.017	-	■	400 m	20



Gomma termoplastica

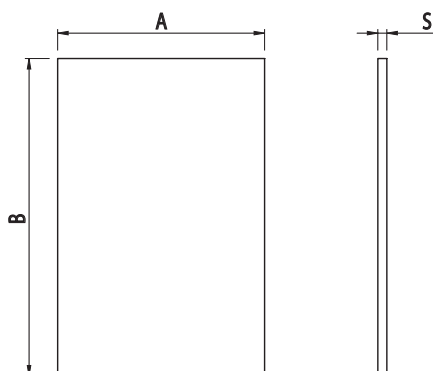
Thermoplastic rubber - Caoutchouc thermoplastique
 Goma termoplástica - Thermoplastischer Gummi



PANNELLO IN POLICARBONATO

POLYCARBONATE PANEL
 PANEL DE POLICARBONATO
 PANNEAU EN POLYCARBONATE
 PLATTE AUS POLYCARBONAT

CODICE	Colore	S	AxB	Kg/m ²
030LEX	Trasparente	3 mm	2050 x 3050	3,6
031LEX	Trasparente	4 mm	2050 x 3050	4,8
032LEX	Trasparente	5 mm	2050 x 3050	6
034LEX	Trasparente	8 mm	2050 x 3050	9,6
035LEX	Trasparente	10 mm	2050 x 3050	12



Resistente agli urti ed agli agenti atmosferici (-40°C/+120°C)

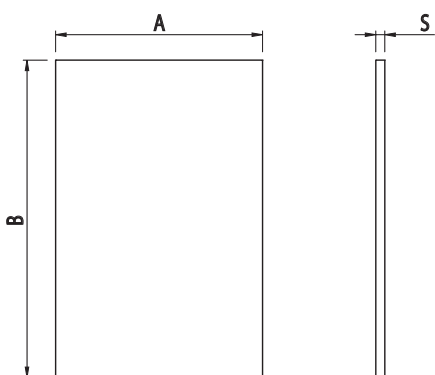
Shockproof and weather resistant (-40°C/+120°C) - Antichoc et résistant aux intempéries (-40°C/+120°C)
 Antichoque y resistente a la intemperie (-40°C/+120°C) - Anti-Stoß und witterungsbeständig (-40°C/+120°C)

**PANNELLO IN POLICARBONATO**

POLYCARBONATE PANEL
 PANEL DE POLICARBONATO
 PANNEAU EN POLYCARBONATE
 PLATTE AUS POLYCARBONAT



CODICE	Colore	S	AxB	Kg/m ²
062LEX	Fumé	5 mm	2050 x 3050	6

**Resistente agli urti ed agli agenti atmosferici (-40°C/+120°C)**

Shockproof and weather resistant (-40°C/+120°C) - Antichoc et résistant aux intempéries (-40°C/+120°C)

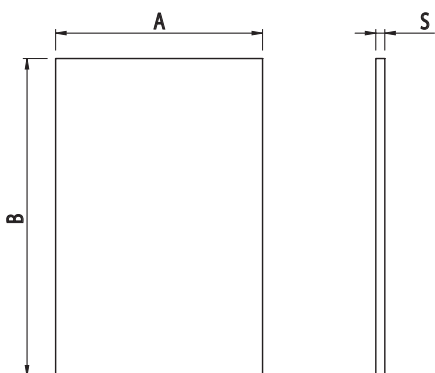
Antichoque y resistente a la intemperie (-40°C/+120°C) - Anti-Stoß und witterungsbeständig (-40°C/+120°C)

PANNELLO COMPOSITO IN ALLUMINIO

ALUMINIUM COMPOSITE PANEL
 PANEL COMPUESTO DE ALUMINIO
 PANNEAU COMPOSITE EN ALUMINIUM
 SANDWICHPANEEL AUS ALUMINIUM



CODICE	Colore	S	AxB	Kg/m ²
DILITE3	Argento	3 mm	1500 x 4050	3,50
DILITE4	Argento	4 mm	1500 x 4050	4,7

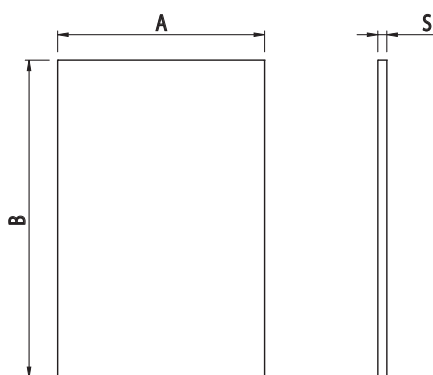
**Alluminio e polietilene**

Aluminium and polythene - Aluminium et polyéthylène

Aluminio y polietileno - Aluminium und Polyethylen

PANNELLO IN PVC ESPANSO

PVC FOAMBOARD PANEL
 PANEL DE PVC EXPANDIDO
 PANNEAU EN PVC EXPANSÉ
 PLATTE AUS PVC-SCHAUM



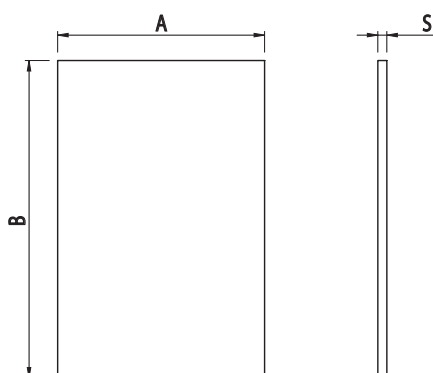
CODICE	Colore	S	AxB	Kg/m ²
008VEKA103	Bianco	3 mm	2050 x 3050	2,10
008VEKA111	Azzurro	3 mm	2050 x 3050	2,10
008VEKA115	Nero	3 mm	2050 x 3050	2,10
008VEKA116	Nero	5 mm	2050 x 3050	3,5
008VEKA117	Bianco	5 mm	2050 x 3050	3,5
008VEKA119	Blu	5 mm	2050 x 3050	3,5

Resistente agli urti, all'acqua, agli acidi ed autoestinguente

Shockproof, water- and acid-resistant, self-extinguishing - Antichoc, résistant à l'eau et aux acides, auto-éteignible
 Antichoque, resistente al agua, ácidos y autoextinguible - Anti-Stoß, wasserfest, säurebeständig und selbstverlöschend

PANNELLO LAMINATO STRATIFICATO

LAMINATE PANEL
 PANEL LAMINADO ESTRATIFICADO
 PANNEAU LAMINÉ STRATIFIÉ
 LAMINIERTE SCHICHTPLATTE



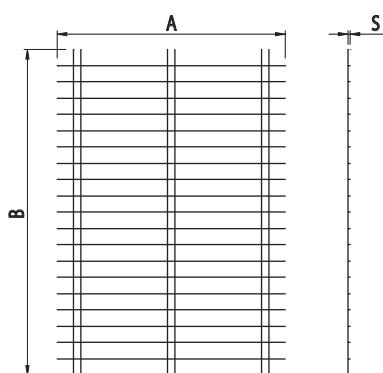

CODICE	Colore	S	AxB	Kg/m ²
STR3MM	Bianco	3 mm	1300 x 3050	4,50
STR4MM	Bianco	4 mm	1300 x 3050	6
STR5MM	Bianco	5 mm	1300 x 3050	7,50

Resistente agli urti ed all'acqua

Shockproof and water resistant - Antichoc et résistant à l'eau
 Antichoque y resistente al agua - Anti-Stoß und wasserfest



RETE ELETTRORALDATA
ELECTROWELDED MESH
MALLA ELECTROSOLDADA
GRILLE ÉLECTROSOUDÉE
BAUSTAHLGEWEBE



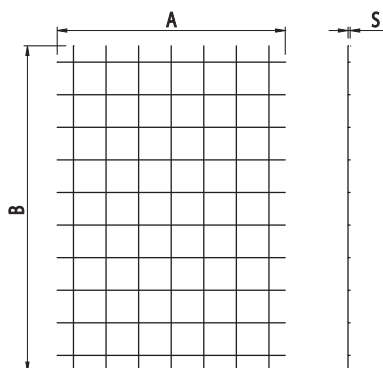

CODICE	Colore	S	AxB	Kg/m ²
RETE 11X66	Grezzo	3 mm	1240 x 2400	4
RETE TEC 1003	Giallo RAL 1003	3 mm	1240 x 2400	4
RETE 11X66 INOX	Acciaio inox AISI 304	3 mm	1240 x 2400	4

Acciaio 15x105x15 (inox o verniciato a polvere)

Steel, 15x105x15 (stainless steel or powder coated) - Acier 15x105x15 (inox ou peint à la poudre)

Acero 15x105x15 (inoxidable o barnizado con pintura en polvo) - Stahl 15x105x15 (rostfrei oder pulverlackiert)

RETE ELETTRORALDATA
ELECTROWELDED MESH
MALLA ELECTROSOLDADA
GRILLE ÉLECTROSOUDÉE
BAUSTAHLGEWEBE



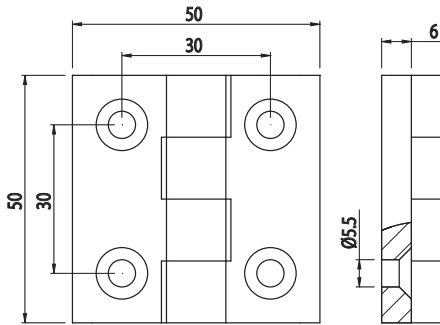

CODICE	Colore	S	AxB	Kg/m ²
RETE 40X40X4	Grezzo	4 mm	1600 x 2000	4,50
670.001.000	Nero	4 mm	2000 x 1000	4,50

Acciaio 40x40

40x40 steel - Acier 40x40

Acero 40x40 - Stahl 40x40

CERNIERA IN ALLUMINIO
ALUMINIUM HINGE
BISAGRA DE ALUMINIO
CHARNIÈRE EN ALUMINIUM
ALUMINIUMSCHARNIER



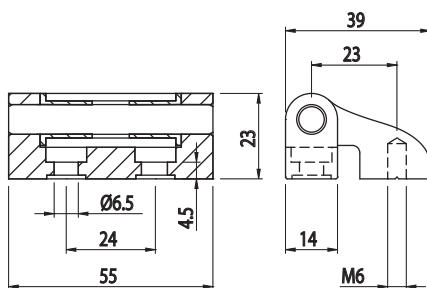

CODICE	Fissaggio	g
084.503.001	Fissaggio con viti M5 UNI 5933 - Fastening with M5 UNI 5933 screws - Fijación con tornillos M5 UNI 5933 - Fixation avec vis M5 UNI 5933 - Befestigung mit M5 UNI 5933 Schrauben	49

Alluminio anodizzato
Anodised aluminium - Aluminium anodisé
Aluminio anodizado - Eloxiertes Aluminium

Perno acciaio inox AISI 303 Ø6
AISI 303 stainless-steel pin, Ø6 mm - Pivot acier inox AISI 303 Ø6
Perno de acero inoxidable AISI 303 Ø6 - Bolzen aus rostfreiem Stahl AISI 303 Ø6



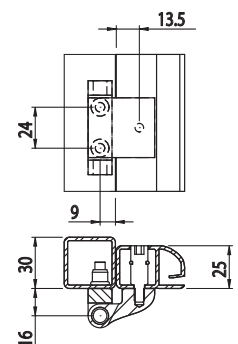
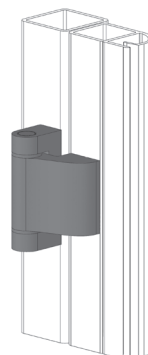
CERNIERA IN ALLUMINIO
ALUMINIUM HINGE
BISAGRA DE ALUMINIO
CHARNIÈRE EN ALUMINIUM
ALUMINIUMSCHARNIER



CODICE	Fissaggio	g
013.100.027	M6X20 DIN 7984 - M6X20 DIN 7984 - M6X20 DIN 7984 - M6X20 DIN 7984 - M6X20 DIN 7984	97


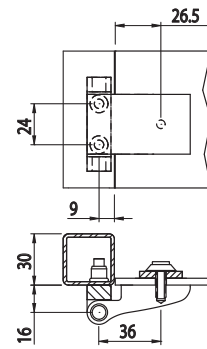

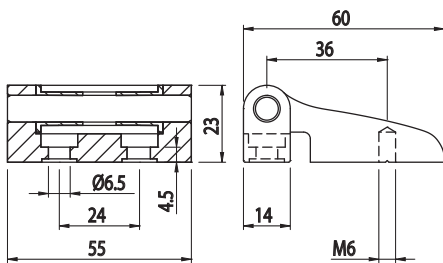
Alluminio anodizzato
Anodised aluminium - Aluminium anodisé
Aluminio anodizado - Eloxiertes Aluminium

Perno acciaio inox AISI 303 Ø8 mm
AISI 303 stainless-steel pin, Ø8 mm - Pivot acier inox AISI 303 Ø8
Perno de acero inoxidable AISI 303 Ø8 - Bolzen aus rostfreiem Stahl AISI 303 Ø8

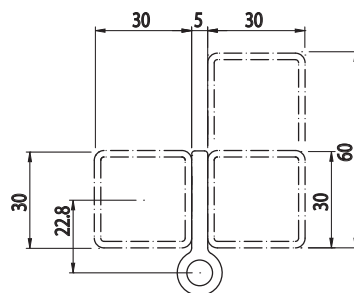
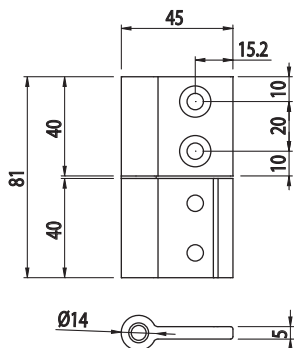


**CERNIERA IN ALLUMINIO**ALUMINIUM HINGE
BISAGRA DE ALUMINIO
CHARNIÈRE EN ALUMINIUM
ALUMINIUMSCHARNIER


CODICE	Fissaggio	g
013.100.028	M6X20 DIN 7984 - M6X20 DIN 7984 - M6X20 DIN 7984 - M6X20 DIN 7984 - M6X20 DIN 7984	124,5

**Alluminio anodizzato**Anodised aluminium - Aluminium anodisé
Aluminio anodizado - Eloxiertes Aluminium**Perno acciaio inox AISI 303 Ø8 mm**AISI 303 stainless-steel pin, Ø8 mm - Pivot
acier inox AISI 303 Ø8
Perno de acero inoxidable AISI 303 Ø8 -
Bolzen aus rostfreiem Stahl AISI 303 Ø8**CERNIERA IN ALLUMINIO**ALUMINIUM HINGE
BISAGRA DE ALUMINIO
CHARNIÈRE EN ALUMINIUM
ALUMINIUMSCHARNIER

CODICE	Fissaggio	g
084.500.012	Viti M6x12 UNI 5933 non incluse - M6x12 UNI 5933 screws not included - Tornillos M6x12 UNI 5933 no incluidos - Vis M6x12 UNI 5933 non fournies - Schrauben M6x12 UNI 5933 nicht inklusive	85

**Alluminio anodizzato**Anodised aluminium - Aluminium anodisé
Aluminio anodizado - Eloxiertes Aluminium**Perno acciaio inox AISI 303 Ø8**AISI 303 stainless-steel pin, Ø8 mm - Pivot
acier inox AISI 303 Ø8
Pivot acier inox AISI 303 Ø8 - Bolzen aus
rostfreiem Stahl AISI 303 Ø8

CODICE	Note	Kg/m
013.000.003A	Usare con 013.100.021 e 013.100.029 - Use with 013.100.021 and 013.100.029 - Utilizar con 013.100.021 y 013.100.029 - Utiliser avec 013.100.021 et 013.100.029 - Verwenden mit 013.100.021 und 013.100.029	1,35

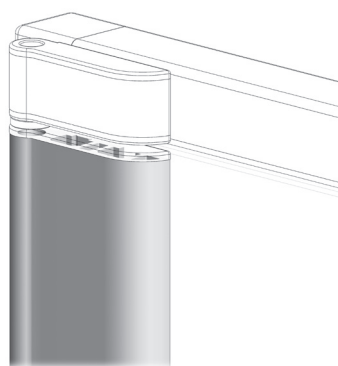
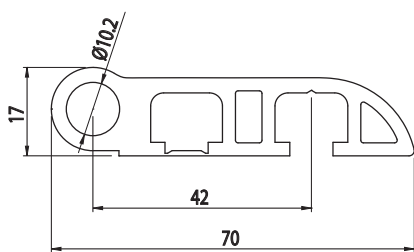


Alluminio anodizzato

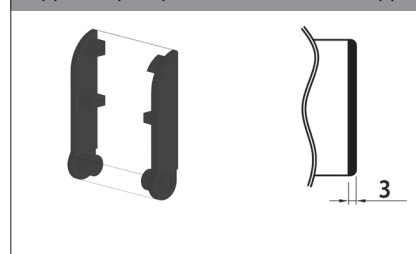
Anodised aluminium - Aluminium anodisé
Aluminio anodizado - Eloxiertes Aluminium
L=6040mm

Usare con 013.100.021 e 013.100.029

Use with 013.100.021 and 013.100.029 - Utiliser avec 013.100.021 et 013.100.029 Utilizar con 013.100.021 y 013.100.029 - Verwenden mit 013.100.021 und 013.100.029



Tappo - Cap - Tapón - Embout - Abdeckkappe




CODICE	Materiale	g	Colore
013.000.003	PA6GF	9,4	■

CHIUDICAVA MORBIDO

SOFT SLOT CLOSER
TAPA-RANURA FLEXIBLE
FERMETURE DE RAINURE SOUPLE
WEICHES VERSCHLIESSELEMENT FÜR NUTEN

CODICE	Note	g/m
084.203.001	Rotoli 50-100 m - 50-100 m rolls - Rollos de 50-100 m - Rouleaux 50-100 m - Rollen 50-100 m	75

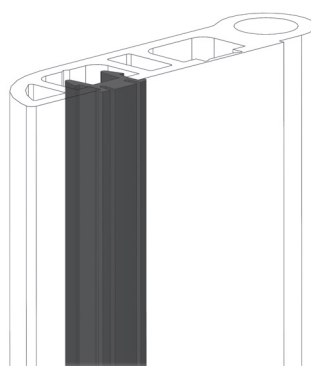
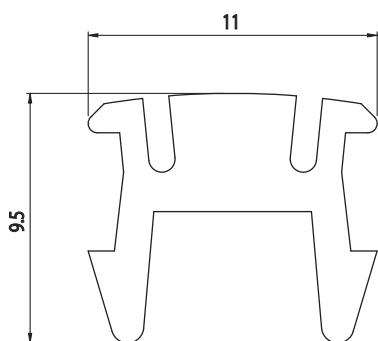


PVC morbido nero

Soft black PVC - PVC souple noir
PVC flexible color negro - Weich-PVC
schwarz

Altri colori a richiesta

Other colours on request - Autres couleurs sur demande
Otros colores bajo solicitud - Weitere Farben auf Anfrage




**CHIUDICAVA MORBIDO**

SOFT SLOT CLOSER

TAPA-RANURA FLEXIBLE

FERMETURE DE RAINURE SOUPLE

WEICHES VERSCHLIESSELEMENT FÜR NUTEN



CODICE	Note	g/m
084.203.001G	Rotoli 50-100 m - 50-100 m rolls - Rollos de 50-100 m - Rouleaux 50-100 m - Rollen 50-100 m	75

PVC morbido grigio

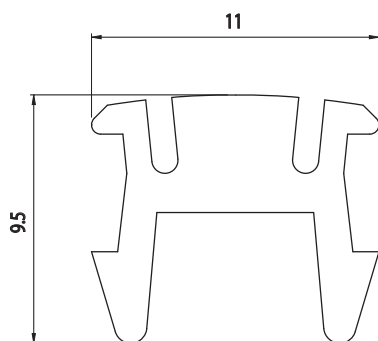
Soft grey PVC - PVC souple gris

PVC flexible color gris - Weich-PVC grau

Altri colori a richiesta


Other colours on request - Autres couleurs sur demande

Otros colores bajo solicitud - Weitere Farben auf Anfrage

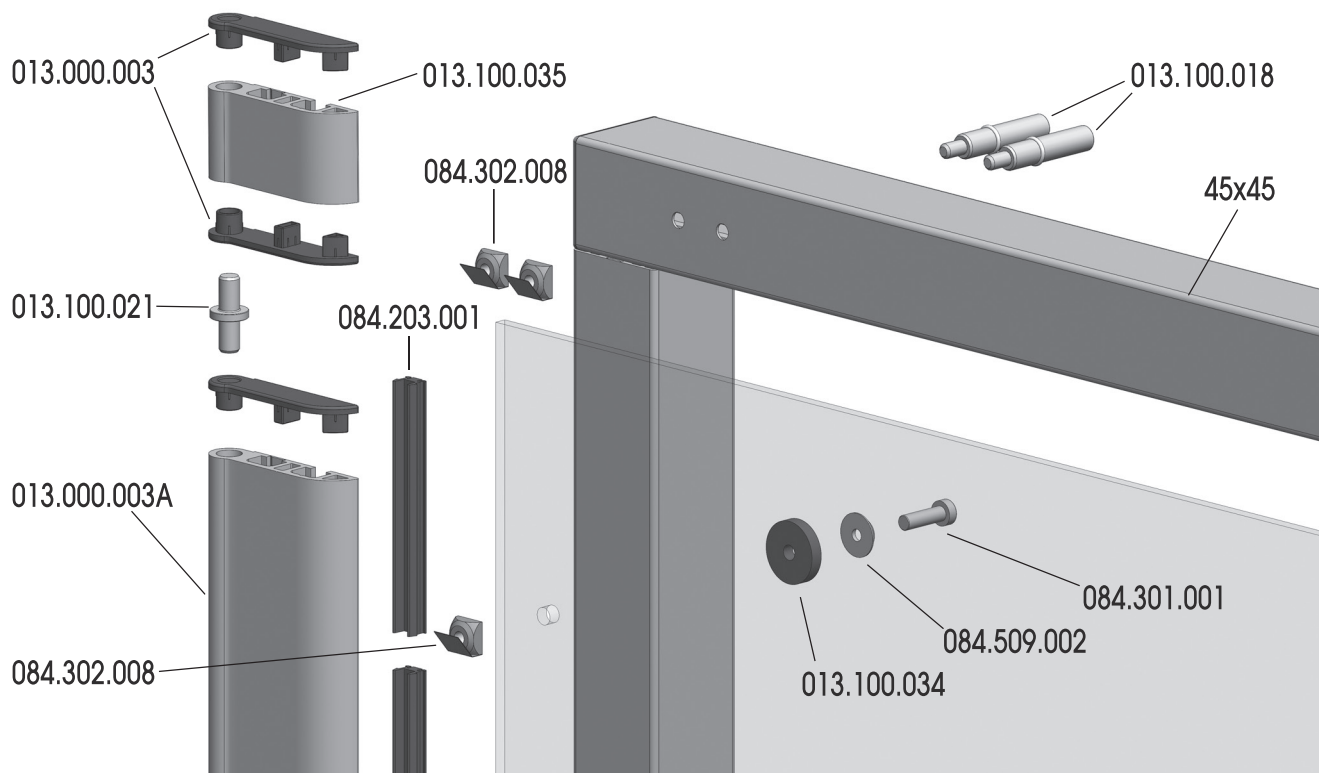
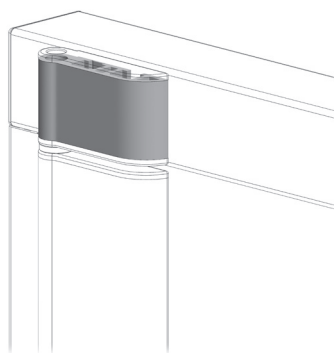
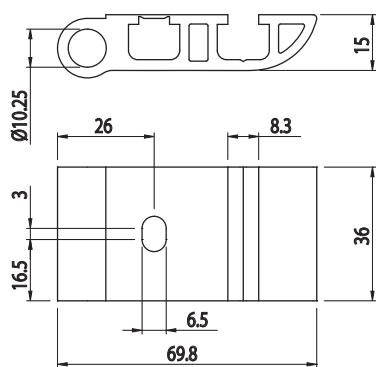


SUPPORTO CERNIERA
 HINGE SUPPORT
 SOPORTE PARA BISAGRA
 SUPPORT CHARNIÈRE
 SCHARNIER HALTER

CODICE	Note	g
013.100.035		48,7



Alluminio anodizzato
 Anodised aluminium - Aluminium anodisé
 Aluminio anodizado - Eloxiertes Aluminium






SUPPORTO CERNIERA

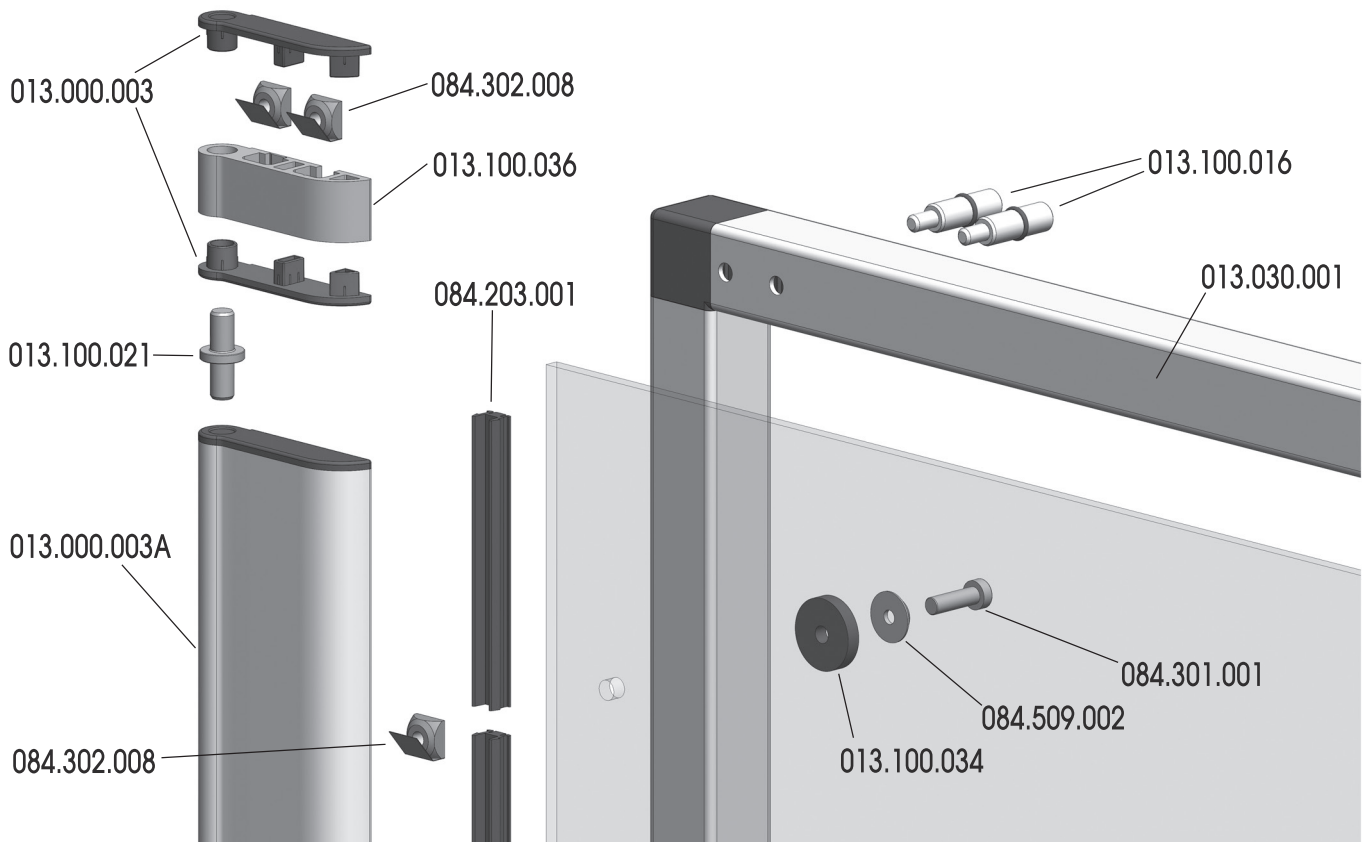
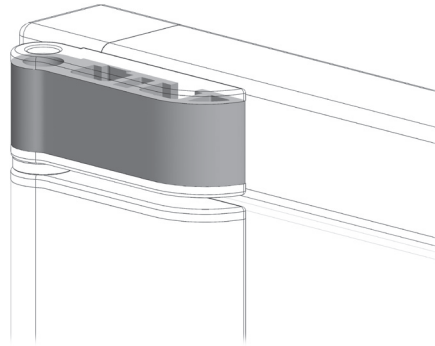
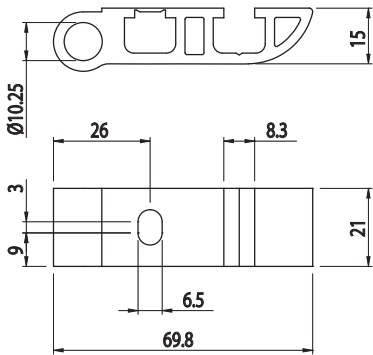
HINGE SUPPORT
SOPORTE PARA BISAGRA
SUPPORT CHARNIÈRE
SCHARNIER HALTER

CODICE	Note	g
013.100.036		28,4



Alluminio anodizzato

Anodised aluminium - Aluminium anodisé
Aluminio anodizado - Eloxiertes Aluminium

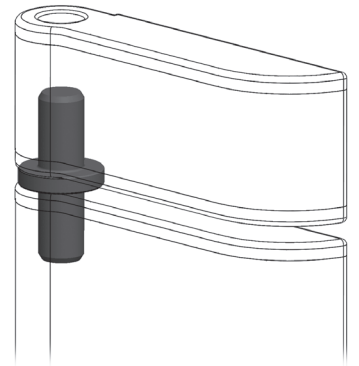
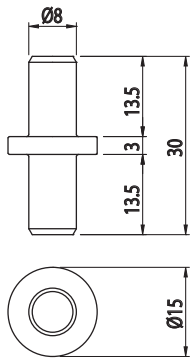


PERNO PER CERNIERA
 PIN FOR HINGE
 PERNO PARA BISAGRA
 TIGE POUR CHARNIÈRE
 GEWINDESTIFT FÜR SCHARNIER

CODICE	Note	g
013.100.021		15



Acciaio zincato
 Zinc plated steel - Acier zingué
 Acero galvanizado - Verzinkter Stahl



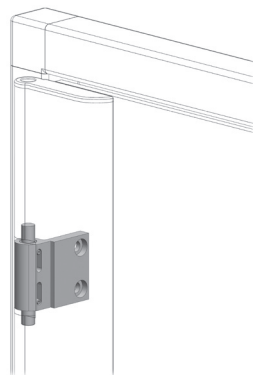
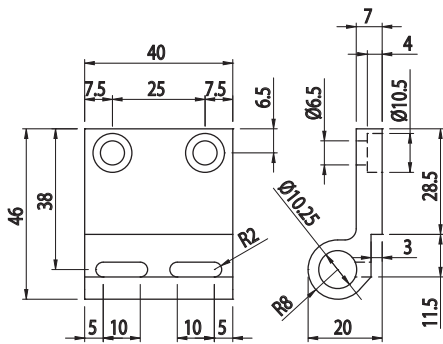



SUPPORTO CERNIERA CENTRALE

HINGE SUPPORT
SOPORTE BISAGRA
SUPPORT POUR CHARNIÈRE
SCHARNIER HALTER

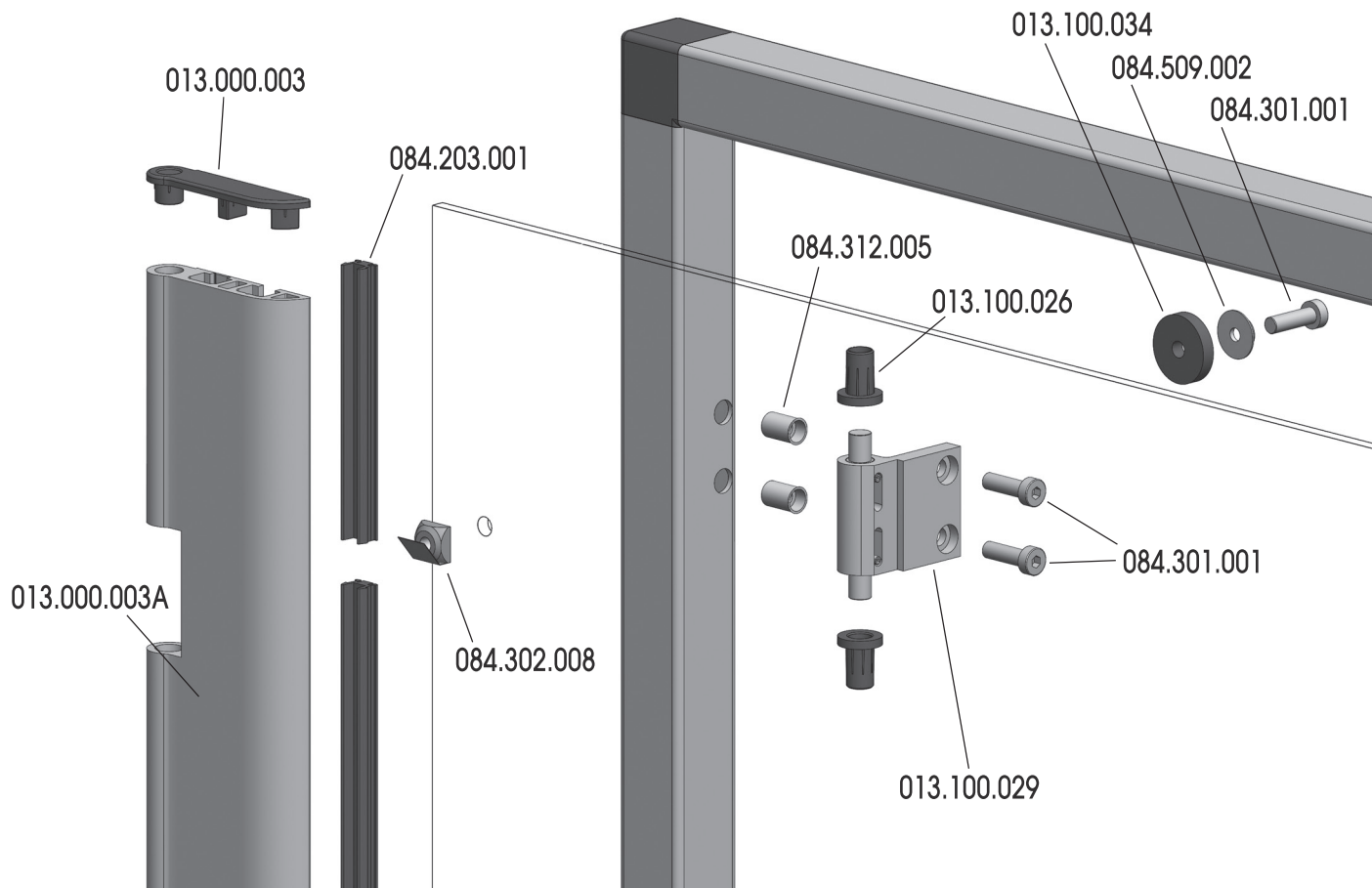
NEW

CODICE	Note	g
013.100.029	Perno e grani inclusi - Pin and grub screws included - Perno y tornillos sin cabeza incluidos - Tige et vis sans tête fournis - Gewindestift und Stift im Lieferumfang enthalten	34,5



Alluminio anodizzato


Anodised aluminium - Aluminium anodisé
Aluminio anodizado - Eloxiertes Aluminium



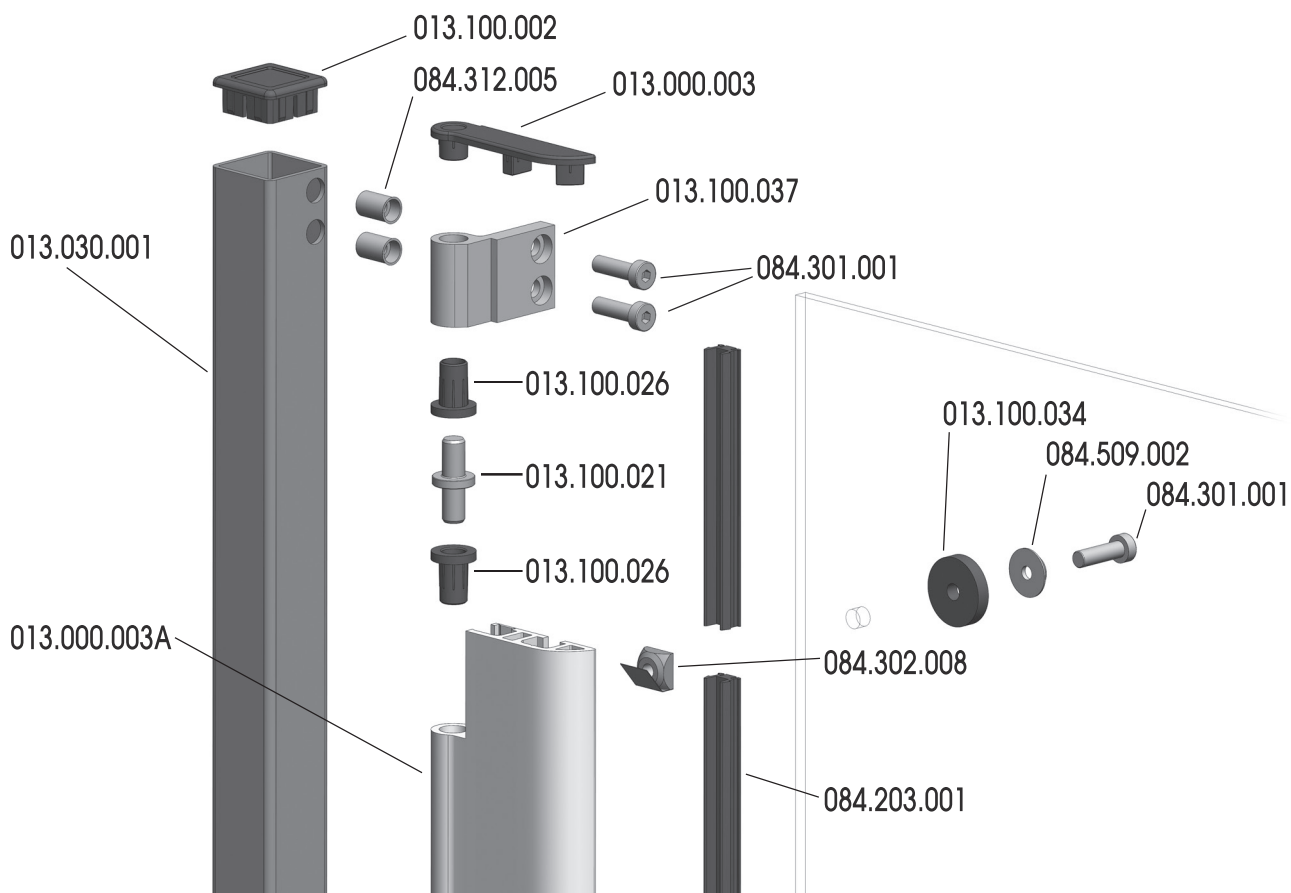
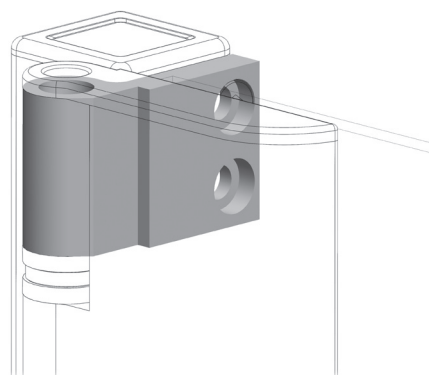
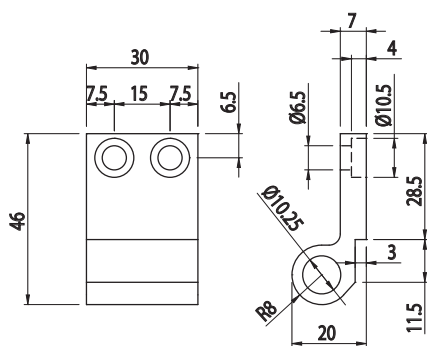
SUPPORTO CERNIERA
 HINGE SUPPORT
 SOPORTE PARA BISAGRA
 SUPPORT CHARNIÈRE
 SCHARNIER HALTERUNG

NEW

CODICE	Note	g
013.100.037		26

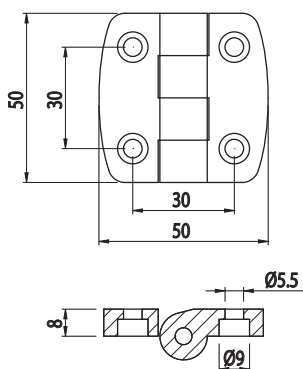



Alluminio anodizzato
 Anodised aluminium - Aluminium anodisé
 Aluminio anodizado - Eloxiertes Aluminium



**CERNIERA IN POLIAMMIDE**

POLYAMIDE HINGE
BISAGRA DE POLIAMIDA
CHARNIÈRE EN POLYAMIDE
POLYAMIDSCHARNIER



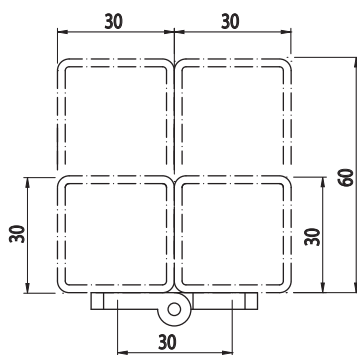
CODICE	Fissaggio	g
084.501.008	Viti M5x10 DIN 7984 non incluse - M5x10 DIN 7984 screws not included - Tornillos M5x10 DIN 7984 no incluidos - Vis M5x10 DIN 7984 non fournies - Schrauben M5x10 DIN 7984 nicht inklusive	32

Poliammide nero

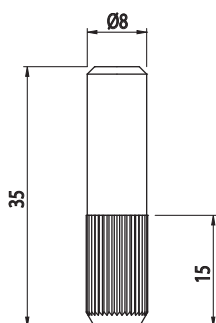
Black polyamide - Polyamide noir
Poliamida color negro - Schwarzes Polyamid

Perno acciaio inox AISI 303 Ø5

AISI 303 stainless-steel pin, Ø5 mm - Pivot acier inox AISI 303 Ø 5
Perno de acero inoxidable AISI 303 Ø5 - Bolzen aus rostfreiem Stahl AISI 303 Ø5

**PERNO PER CERNIERA**

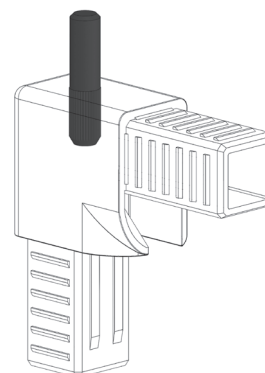
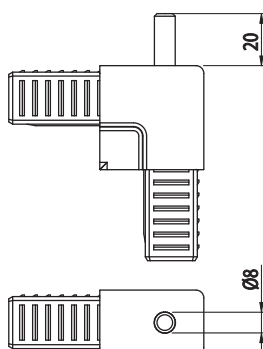
PIN FOR HINGE
PERNO PARA BISAGRA
TIGE POUR CHARNIÈRE
GEWINDESTIFT FÜR SCHARNIER



CODICE	Note	g
013.100.024	Usare con 013.100.026 - Use with 013.100.026 - Utiliser avec 013.100.026 - Utilizar con 013.100.026 - Verwenden mit 013.100.026	14


Acciaio zincato

Zinc plated steel - Acier zingué
Acero galvanizado - Verzinkter Stahl



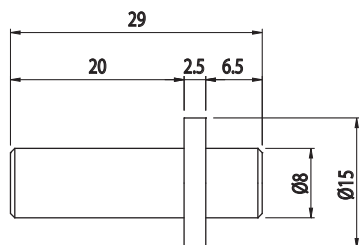
PERNO PER PORTE A SOFFIETTO
 PIN FOR FOLDING DOORS
 PERNO PARA PUERTAS CON FUELLE
 PIVOT POUR PORTES À SOUFFLET
 BOLZEN FÜR FALTÜREN

CODICE	Note	g
084.533.004	Perno di strisciamento - Sliding pin - Perno de arrastre - Pivot de glissement - Gleitzapfen	3



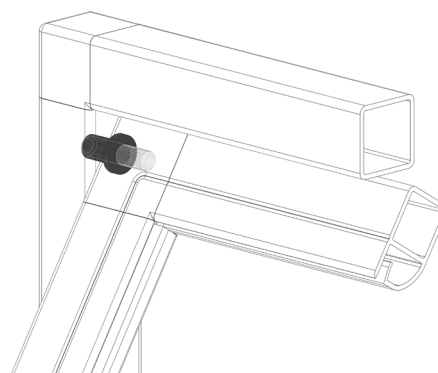
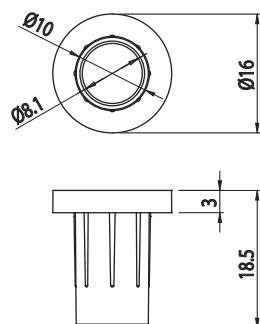
PVC Bianco
 White PVC - PVC blanc
 PVC color blanco - PVC weiß

Esempi pag. 284-287
 Examples pp. 284-287 - Exemples pg. 284-287
 Ejemplos pg. 284-287 - Beispiele S. 284-287




BOCCOLA PER CERNIERA
 BUSHING FOR HINGE
 CASQUILLO PARA BISAGRA
 DOUILLE POUR CHARNIÈRE
 BUCHSE FÜR SCHARNIER

CODICE	Note	g
013.100.026	Usare con 013.100.024 - Use with 013.100.024 - Utilizar con 013.100.024 - Utiliser avec 013.100.024 - Verwenden mit 013.100.024	1

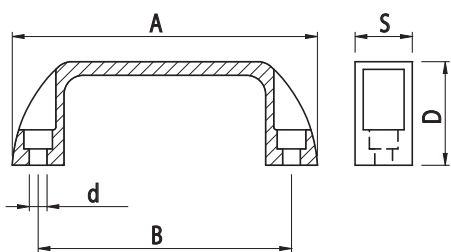


MANIGLIA
HANDLE
ASIDERO
POIGNÉE
GRIFF

CODICE	Note	d	A	D	B	s	g
084.504.001	-	6,50	108	38	93	21	26




Poliammide nero
Black polyamide - Polyamide noir
Poliamida color negro - Polyamid schwarz

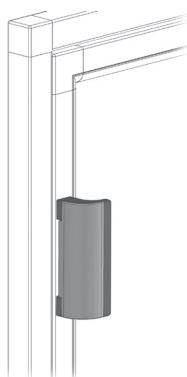
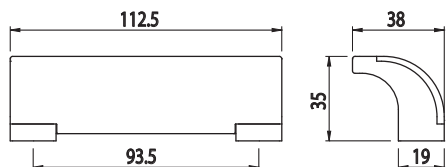


MANIGLIA
HANDLE
ASIDERO
POIGNÉE
GRIFF

CODICE	Note	g
084.506.005A	■	46
084.506.005B	■	46
084.506.005N	■	46




Poliammide nero
Black polyamide - Polyamide noir
Poliamida color negro - Polyamid schwarz



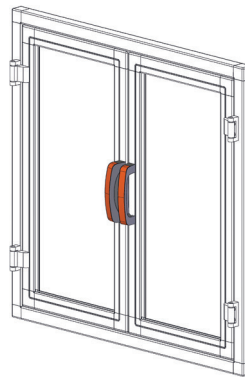
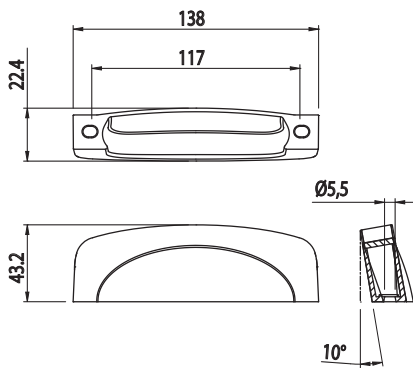
MANIGLIA
HANDLE
ASIDERO
POIGNÉE
GRIFF

NEW


CODICE	Note	g
013.506.008	Maniglia inclinata - Inclined handle - Asidero inclinado - Poignée inclinée - Geneigter Griff	47,1



PA6+GF, RAL 7023



Tappo - Cap - Tapón - Embout - Abdeckkappe




CODICE	Materiale	g	Colore
013.506.010A	PA6GF	10	■
013.506.010G	PA6GF	10	■

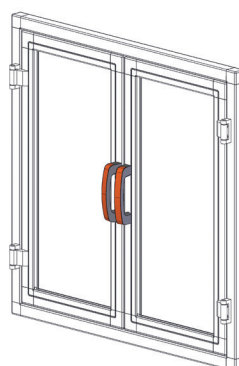
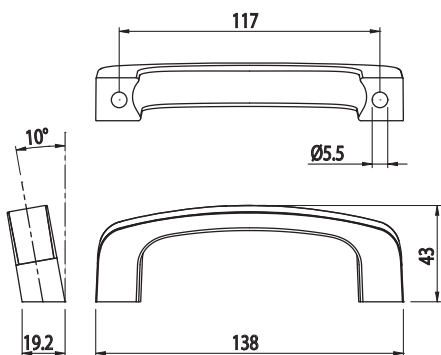
MANIGLIA
HANDLE
ASIDERO
POIGNÉE
GRIFF

NEW

CODICE	Note	g
013.506.009	Maniglia inclinata - Inclined handle - Asidero inclinado - Poignée inclinée - Geneigter Griff	42,6



PA6+GF, RAL 7023



Tappo - Cap - Tapón - Embout - Abdeckkappe



CODICE	Materiale	g	Colore
013.506.010A	PA6GF	10	■
013.506.010G	PA6GF	10	■

MANIGLIA

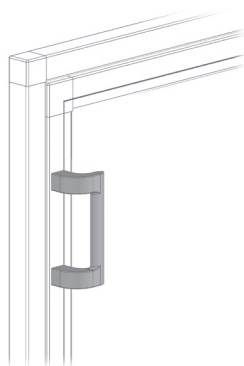
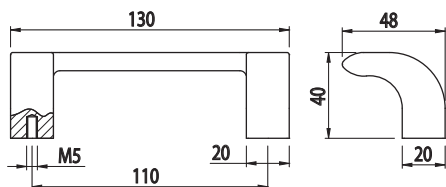
HANDLE
ASIDERO
POIGNÉE
GRIFF

CODICE	Note	g
084.506.008	Aperta - Open - Abierta - Ouverte - Offen	25



Poliammide RAL 7023


RAL 7023 polyamide - Polyamide RAL 7023
Poliamida color RAL 7023 - Polyamid RAL 7023



MANIGLIA A MOLLA

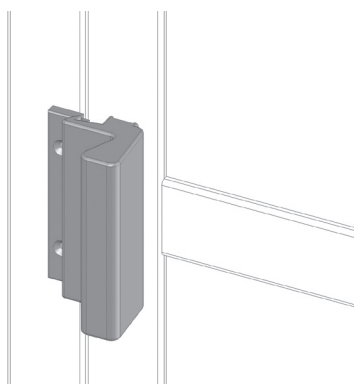
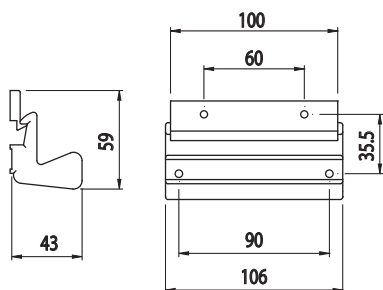
SPRING HANDLE
ASIDERO DE RESORTE
POIGNÉE À RESSORT
GRIFF MIT FEDER

CODICE	Note	g
013.506.003	Adatta all'aggancio di sportelli scorrevoli - Suitable for sliding doors closing - Apta para el enganche de puertas corredizas - Adaptée à la fixation de volets coulissants - Zum Schließen von Schiebetüren geeignet	185




Alluminio verniciato RAL 7023

RAL 7023 painted steel - Aluminium peint RAL 7023
Aluminio barnizado RAL 7023 - RAL 7023 lackiert Aluminium



MANIGLIA
HANDLE
ASIDERO
POIGNÉE
GRIFF

CODICE	Note	g/m
013.506.004	Maniglia in alluminio - Aluminium handle - Asidero de aluminio - Poignée en aluminium - Griff aus Aluminium	830



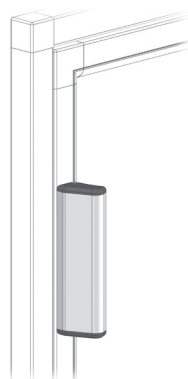
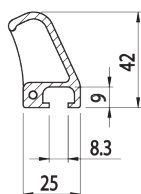
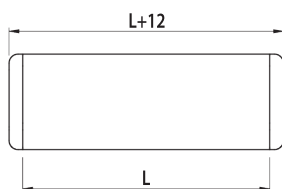
Alluminio anodizzato e poliammide RAL 7023

Anodised aluminium and RAL 7023 polyamide - Aluminium anodisé et polyamide RAL 7023

Aluminio anodizado y poliamida RAL 7023 - Eloxiertes Aluminium und Polyamid RAL 7023

Colore naturale

Natural colour - Couleur naturelle
Color natural - Natürliche Farbe



CODICE PER ORDINE

CODE FOR ORDER / CÓDIGO POR PEDIDO
CODE POUR COMMANDE / CODE ZUR BESTELLUNG

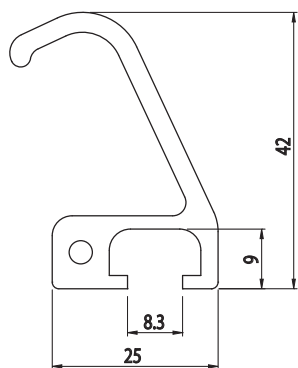



L lunghezza profilo (mm)

- L profile length (mm)
- L longitud del perfil (mm)
- L longueur du profilé (mm)
- L Profillänge (mm)

PROFILO MANIGLIA

HANDLE PROFILE
PERFILE MANIJA
PROFIL DE POIGNÉE
PROFIL DE POIGNÉE



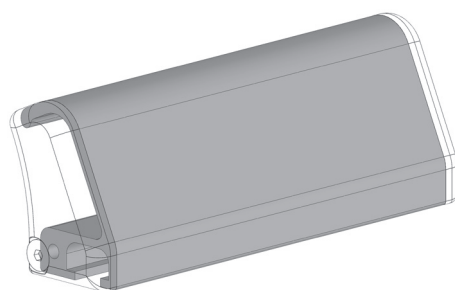
CODICE	Note	g/m
084.506.004P	Per tappi 084.506.004T - For caps 084.506.004T - Para tapas 084.506.004T - Pour embouts 084.506.004T - Für Abdeckkappen 084.506.004T	830

Alluminio anodizzato

Anodised aluminium - Aluminium anodisé
Aluminio anodizado - Eloxiertes Aluminium
L=6040mm

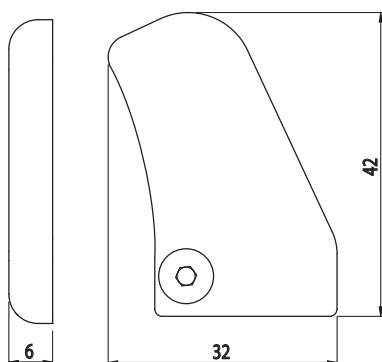
Colore naturale

Natural color - Couleur naturelle
Color natural - Natürliche Farbe



TAPPI MANIGLIA


HANDLE CAPS
TAPAS MANEJAR
EMBOUITS POIGNÉE
ABDECKKAPPEN FÜR GRIFF



CODICE	Note	g
013.506.004T	Coppia tappi per profilo - Pair of caps for profile - Par de tapas para perfil - Paire de bouchons pour profilé - Paar Kappen für Profil	20


Poliammide RAL 7023

Polyamide RAL 7023 - Polyamide RAL 7023
Poliamida RAL 7023 - Polyamid RAL 7023

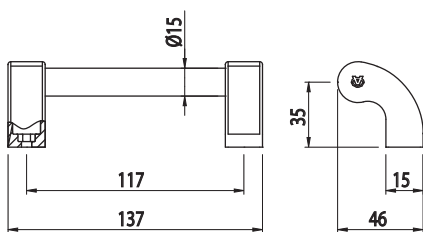


MANIGLIA A TUBO
 TUBULAR HANDLE
 ASIDERO DE TUBO
 POIGNÉE À TUBE
 ROHRGRIFF

CODICE	Note	g
013.506.007	Tubo anodizzato Ø 15 - Ø 15 anodised tube - Tubo anodizado Ø 15 - Tube anodisé Ø 15 - Eloxiertes Rohr Ø 15	57



Alluminio anodizzato e PA6+GF RAL 7023
 Anodised aluminium and PA6+GF RAL 7023
 - Aluminium anodisé et PA6+GF RAL 7023
 Aluminio anodizado y PA6+GF RAL 7023 -
 Eloxiertes Aluminium und PA6+GF RAL 7023

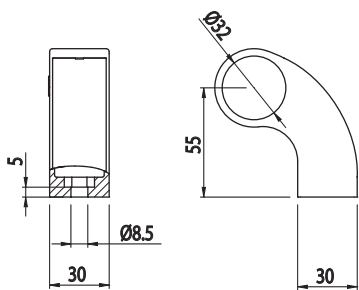


SUPPORTI PER MANIGLIA
SUPPORTS FOR HANDLE
SOPORTES PARA ASIDERO
SUPPORTS POUR POIGNÉE
HALTERUNG FÜR GRIFF

CODICE	Note	g
013.506.006	Per tubo Ø32 - For Ø32 tube - Para tubo Ø32 - Pour tube Ø32 - Für Rohr Ø32	93



PA6+GF, RAL 7023



CODICE PER ORDINE KIT MANIGLIA COMPLETA

CODE FOR ORDER COMPLETE HANDLE KIT / CÓDIGO PARA PEDIR EL KIT DE ASIDERO COMPLETO
CODE POUR COMMANDE KIT POIGNÉE COMPLÈTE / CODE ZUR BESTELLUNG DES KOMPLETTEN GRIFFSATZ

013.506.006



maniglia completa di tubo in alluminio Ø32

handle complete with aluminium tube Ø32

manija con tubo en aluminio Ø32

poignée avec tube en aluminium Ø32

Griff mit Aluminium Rohr Ø32

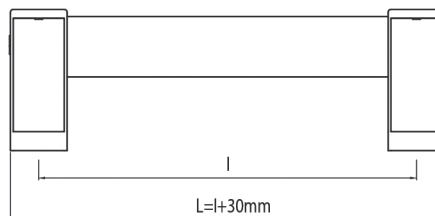

- I interasse tra i due supporti
- I distance between the two supports
- I distancia entre los dos soportes
- I distance entre les deux supports
- I Abstand zwischen den zwei Halter

tubo / tube / tubo / tube / Rohr

A anodizzato / anodized / anodizado / anodisé / eloxiert

B verniciato blu / blu coated / pintado azul / peint en bleu / Blau lackiert


R gommato / rubberised / cauchutado / caoutchouté / gummiert



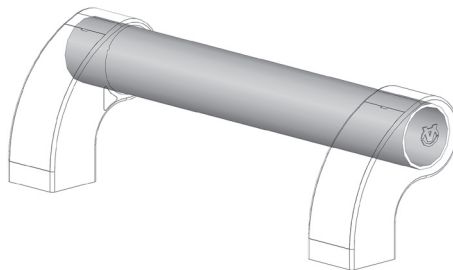
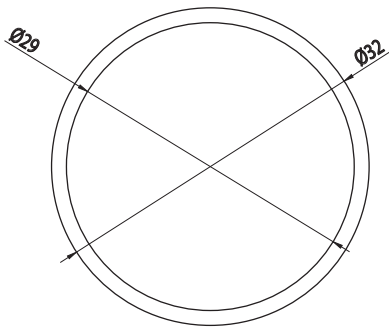
tubo / tube / tubo / tube / Rohr = l+25mm

TUBO PER MANIGLIA
TUBE FOR HANDLE
TUBO PARA ASIDERO
TUBE POUR POIGNÉE
ROHR FÜR GRIFF

CODICE	Note	Kg/m
084.506.006PA	Ø32 mm	0,35



Alluminio anodizzato
Anodised aluminium - Aluminium anodisé
Aluminio anodizado - Eloxiertes Aluminium
L=6040mm

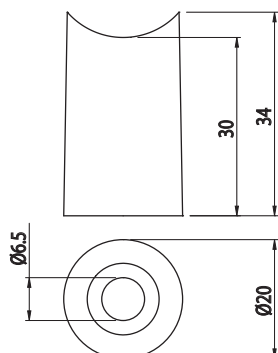


SUPPORTI PER MANIGLIA
SUPPORTS FOR HANDLE
SOPORTES PARA ASIDERO
SUPPORTS POUR POIGNÉE
HALTERUNG FÜR GRIFF

CODICE	Note	g
084.506.009A	Per tubo Ø25 - For Ø25 tube - Para tubo Ø25 - Pour tube Ø25 - Für Rohr Ø25	9,6




PA6+GF, RAL 7023



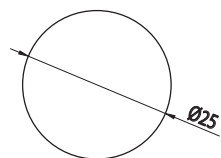
TAPPI MANIGLIA

HANDLE CAPS
TAPAS MANEJAR
EMBOUITS POIGNÉE
ABDECKKAPPEN FÜR GRIFF

CODICE	Note	g
084.506.009B	Per tubo Ø25 - For Ø25 tube - Para tubo Ø25 - Pour tube Ø25 - Für Rohr Ø25	4,7




PA6+GF, RAL 7023



TUBO PER MANIGLIA

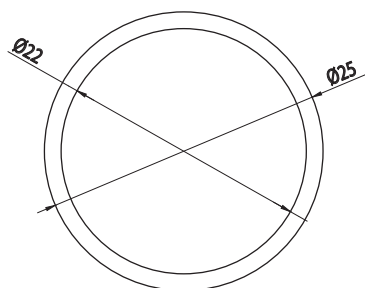
TUBE FOR HANDLE
TUBO PARA ASIDERO
TUBE POUR POIGNÉE
ROHR FÜR GRIFF

CODICE	Note	Kg/m
084.506.009PA	Ø25 mm	0,3



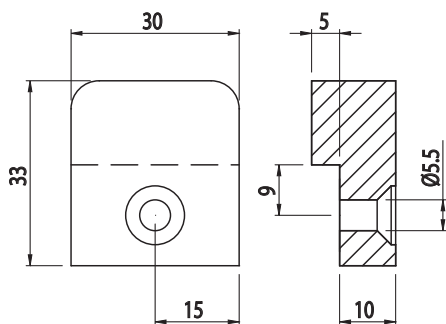

Alluminio anodizzato

Anodised aluminium - Aluminium anodisé
Aluminio anodizado - Eloxiertes Aluminium
L=6040mm



FERMO PORTELLONE

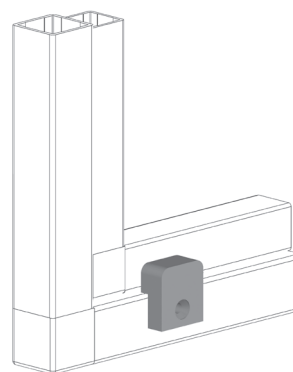
HATCH STOP
RETÉN DE COMPUERTA
BUTÉE DE PORTE
FESTSTELLER TOR



CODICE	Note	g
013.100.003	fermo portellone - hatch stop - retén de compuerta - butée de porte - Feststeller Tor	20

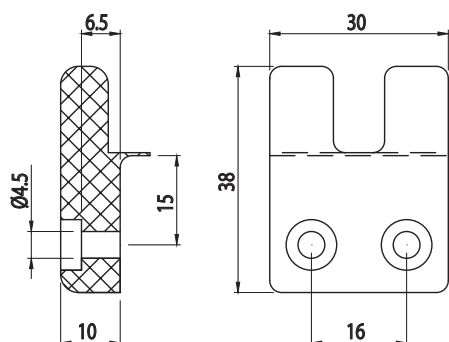

Poliammide RAL 7023

RAL 7023 polyamide - Polyamide RAL 7023
Poliamida RAL 7023 - Polyamid RAL 7023



CHIUSURA A SCATTO

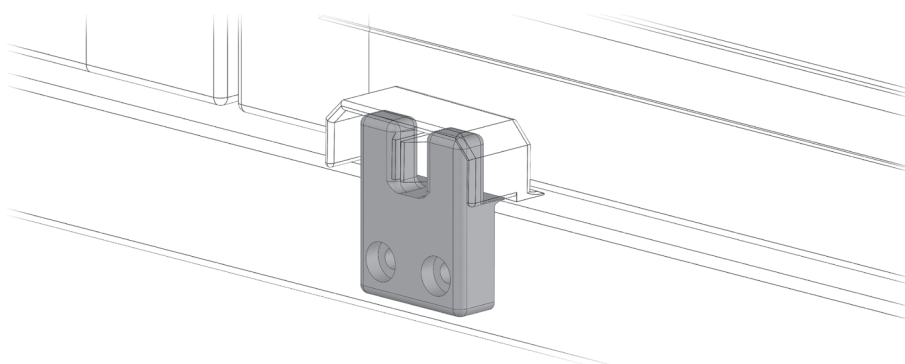
SNAP CLOSURE
CIERRE DE TRINQUETE
FERMETURE À DÉCLIC
SCHNAPPVERSCHLUSS



CODICE	Note	g
013.100.004	Da usare con 013.100.005 - For use with 013.100.005 - Para usar con 013.100.005 - À utiliser avec 013.100.005 - Mit 013.100.005 zu verwenden	20

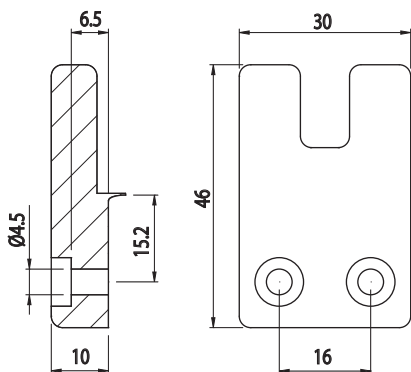

Poliammide RAL 7023

RAL 7023 polyamide - Polyamide RAL 7023
Poliamida RAL 7023 - Polyamid RAL 7023



CHIUSURA A SCATTO

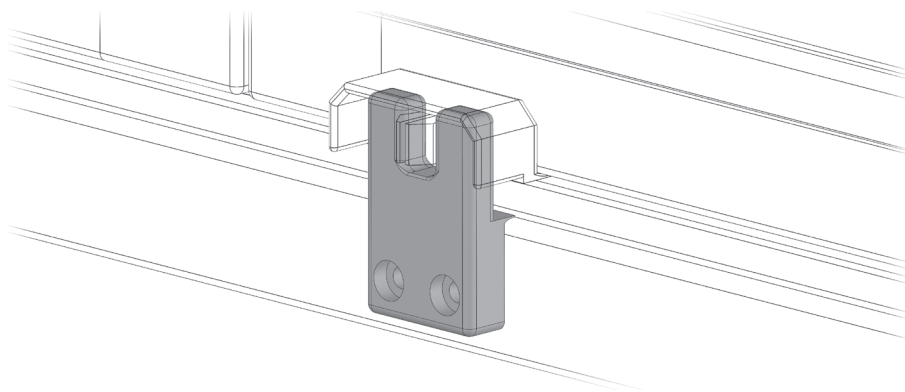
SNAP CLOSURE
CIERRE DE TRINQUETE
FERMETURE À DÉCLIC
SCHNAPPVERSCHLUSS



CODICE	Note	g
013.100.006	Da usare con 013.100.005 - For use with 013.100.005 - Para usar con 013.100.005 - À utiliser avec 013.100.005 - Mit 013.100.005 zu verwenden	25

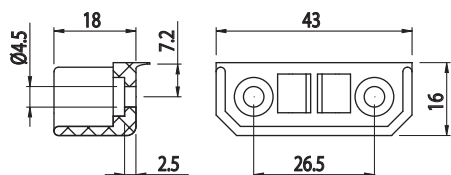

Poliammide RAL 7023

RAL 7023 polyamide - Polyamide RAL 7023
Poliamida RAL 7023 - Polyamid RAL 7023



CHIUSURA A SCATTO

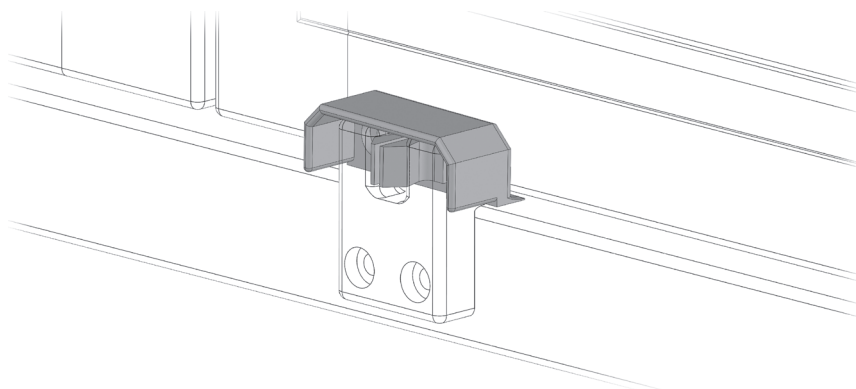
SNAP CLOSURE
CIERRE DE TRINQUETE
FERMETURE À DÉCLIC
SCHNAPPVERSCHLUSS



CODICE	Note	g
013.100.005	Da usare con 013.100.004 o 013.100.006 - For use with 013.100.004 or 013.100.006 - Para usar con 013.100.004 o 013.100.006 - À utiliser avec 013.100.004 ou 013.100.006 - Mit 013.100.004 oder 013.100.006 zu verwenden	25

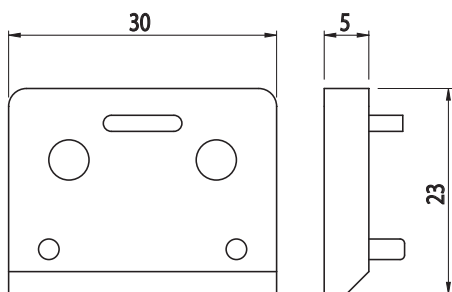

Poliammide RAL 7023

RAL 7023 polyamide - Polyamide RAL 7023
Poliamida RAL 7023 - Polyamid RAL 7023



DISTANZIALE CHIUSURA A SCATTO

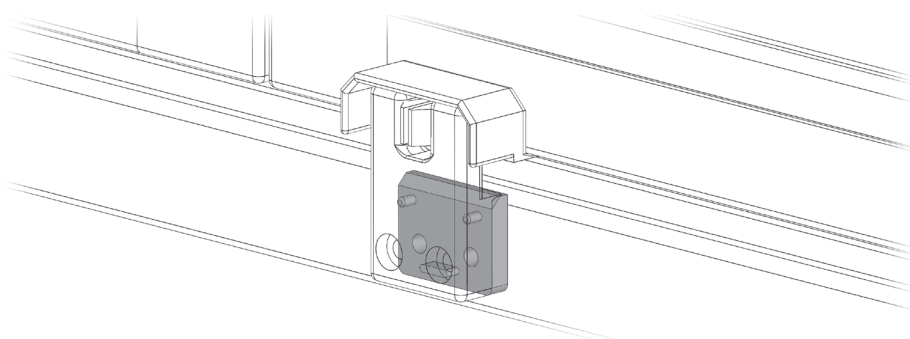
SNAP CLOSURE SPACER
 DISTANCIADOR CIERRE DE TRINQUETE
 ÉCARTEUR FERMETURE À DÉCLIC
 DISTANZSTÜCK SCHNAPPVERSCHLUSS



CODICE	Note	g
013.100.007	Da usare con 013.100.004 o 013.100.006 - For use with 013.100.004 or 013.100.006 - Para usar con 013.100.004 o 013.100.006 - À utiliser avec 013.100.004 ou 013.100.006 - Mit 013.100.004 oder 013.100.006 zu verwenden	10

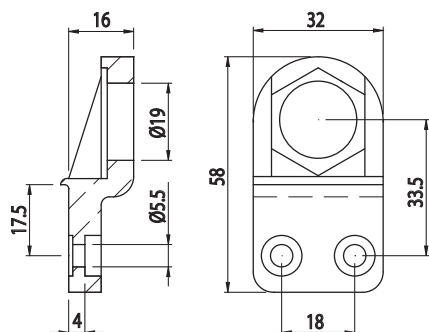

Poliammide RAL 7023

RAL 7023 polyamide - Polyamide RAL 7023
 Poliàmida RAL 7023 - Polyamid RAL 7023



FERMAPORTA

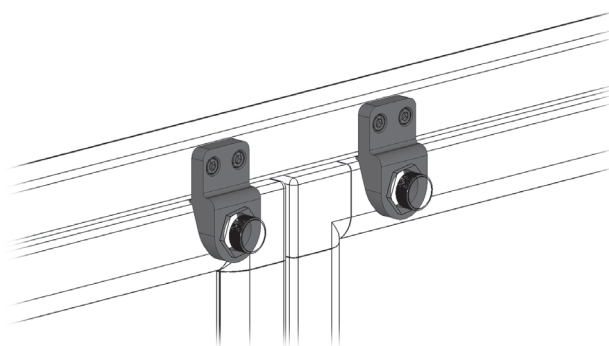
DOORSTOP
 TOPE DE PUERTA
 ARRÊT DE PORTE
 TÜRSTOPPER



CODICE	Note	g
013.100.008	Da usare con il magnete 084.523.001 - Use with magnet 084.523.001 - Para usar con el imán 084.523.001 - À utiliser avec l'aimant 084.523.001 - Mit Magnet 084.523.001 zu verwenden	13

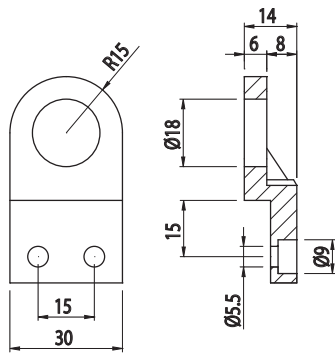
Poliammide RAL 7023

RAL 7023 polyamide - Polyamide RAL 7023
 Poliàmida RAL 7023 - Polyamid RAL 7023



FERMAPORTA

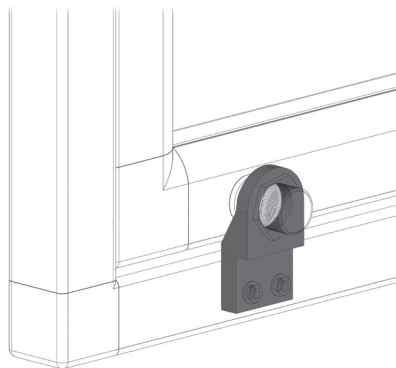
DOORSTOP
TOPE DE PUERTA
ARRÊT DE PORTE
TÜRSTOPPER



CODICE	Note	g
013.522.002	Per magnete M18 - For M18 magnet - Para imán M18 - Pour aimant M18 - Für Magnet M18	11

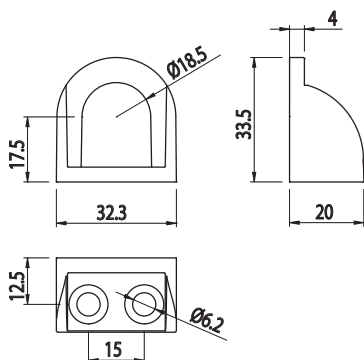

Poliammide RAL 7023

RAL 7023 polyamide - Polyamide RAL 7023
Poliamida RAL 7023 - Polyamid RAL 7023



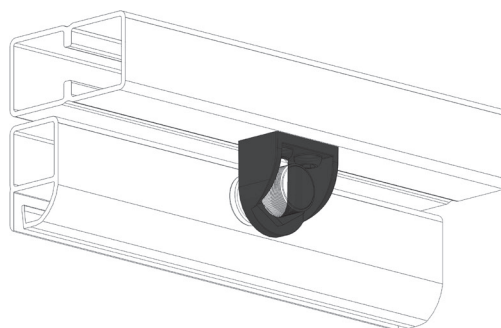
FERMAPORTA

DOORSTOP
TOPE DE PUERTA
ARRÊT DE PORTE
TÜRSTOPPER

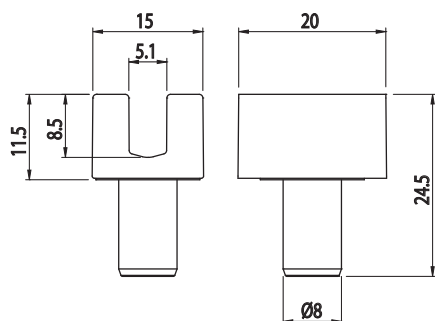


CODICE	Note	g
013.100.009	Da usare con il magnete 084.523.001 - Use with magnet 084.523.001 - Para usar con el imán 084.523.001 - À utiliser avec l'aimant 084.523.001 - Mit Magnet 084.523.001 zu verwenden	21

PA6+GF, RAL 7023

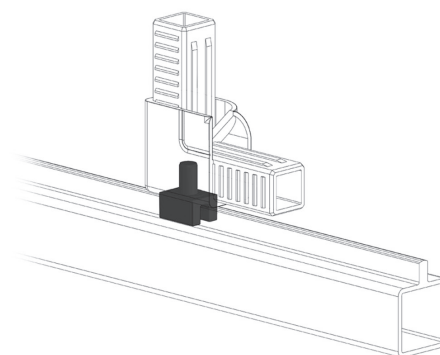
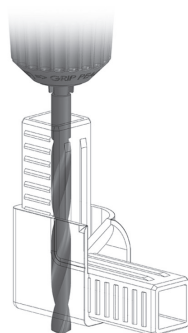


PERNO PER PORTA SCORREVOLE A SOFFIETTO
PIN FOR FOLDING DOORS
PERNO PARA PUERTAS CORREDIZAS CON FUELLE
PIVOT POUR PORTES COULISSANTES À SOUFFLET
BOLZEN FÜR FALTSCHIEBETÜREN

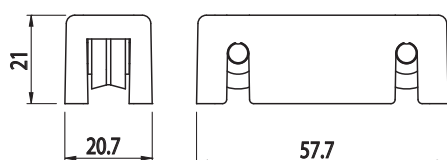



CODICE	Note	g
013.100.020	Perno per porte scorrevoli a soffietto - Pin for folding doors - Perno para puertas corredizas con fuelle - Pivot pour portes coulissantes à soufflet - Bolzen für Faltschiebetüren	6

POM, RAL 7023

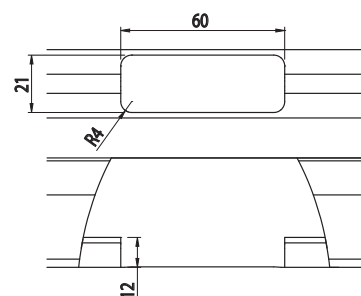
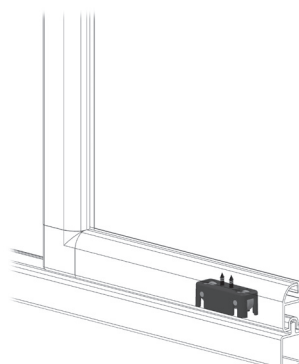


PATTINO INTERMEDIO
INTERMEDIATE SLIDING BLOCK
BLOQUE DESLIZANTE INTERMEDIO
BLOC COULISSANT INTERMÉDIAIRE
MITTELGLEITBLOCK



CODICE	Note	g
013.100.010	Per profilo 013.025.011 / 012 / 013, necessario taglio profilo - For profile 013.025.011 / 012 / 013, profile cutting required - Para perfil 013.025.011 / 012 / 013, corte del perfil necesario - Pour profilé 013.025.011 / 012 / 013, nécessaire découpe profilé - Für Profil 013.025.011 / 012 / 013, Schnitt des Profils notwendig	19


Viti incluse
screws included - vis fournies
tornillos incluidos - Schrauben im Lieferum-
fang enthalten



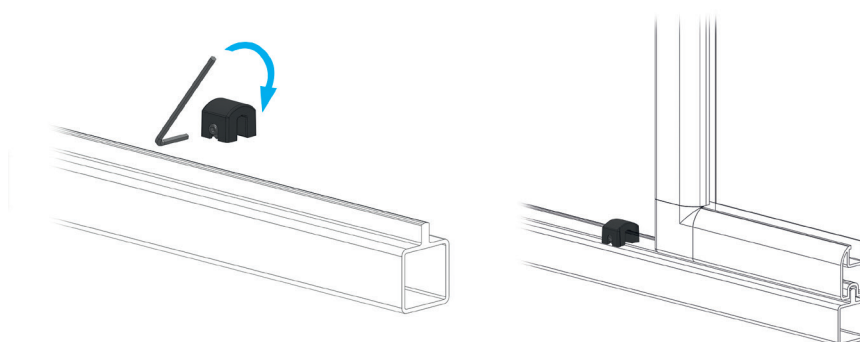
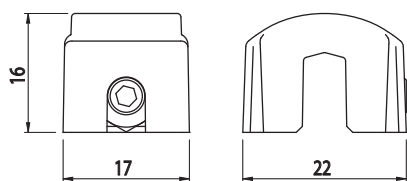
FERMO PER SCORREVOLE

SLIDING DOOR STOPPER
RÉTEN PARA PUERTA CORREDIZA
BUTÉE POUR PORTE COULISSANTE
FESTSTELLER FÜR SCHIEBETÜR

CODICE	Note	g
013.100.013	Fermo per scorrevole - Sliding door stopper - Réten para puerta corrediza - Butée pour porte coulissante - Feststeller für Schiebetür	4



PA6+GF, RAL 7023




ROTELLA PER SCORREVOLE

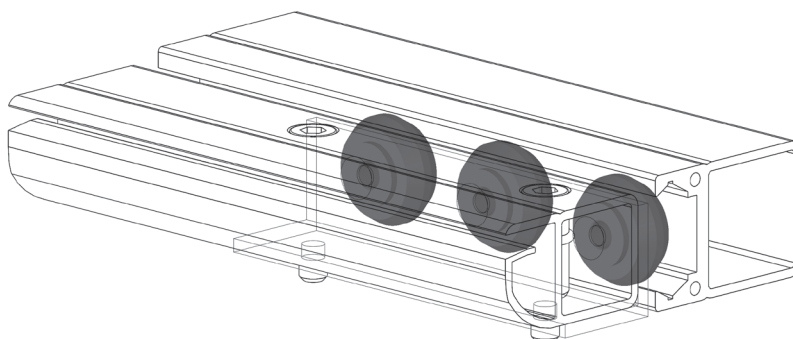
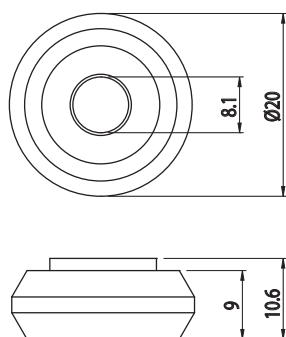
SLIDING DOOR ROLLER
RUEDA PARA PUERTA CORREDIZA
ROULETTE POUR PORTE COULISSANTE
SCHIEBETÜRROLLE

NEW

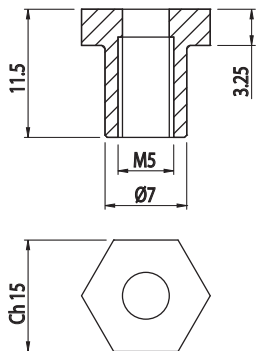

CODICE	Note	g
013.100.038	Bianco - White - Blanco - Blanc - Weiß	3



PA6

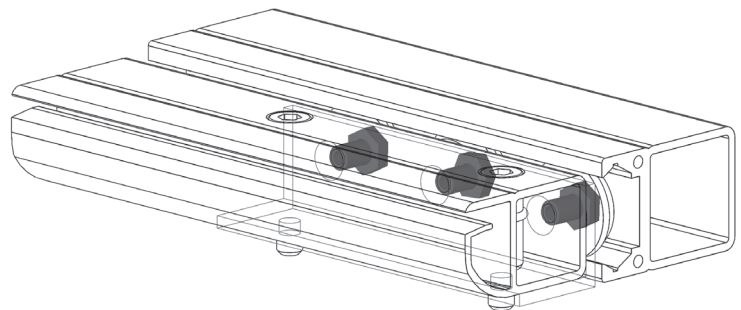


PERNO
PIN
PERNO
TIGE
STIFT

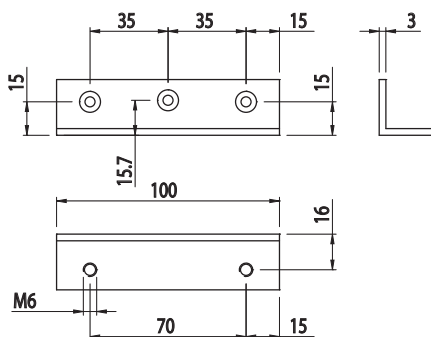



NEW	STAINLESS STEEL	
CODICE	Note	g
013.100.039	Per rotella 013.100.038 - For roller 013.100.038 - Para rueda 013.100.038 - Pour roulette 013.100.038 - Für Rolle 013.100.038	3

Acciaio inox
Stainless steel - Acier inox
Acero inoxidable - rostfreier Stahl

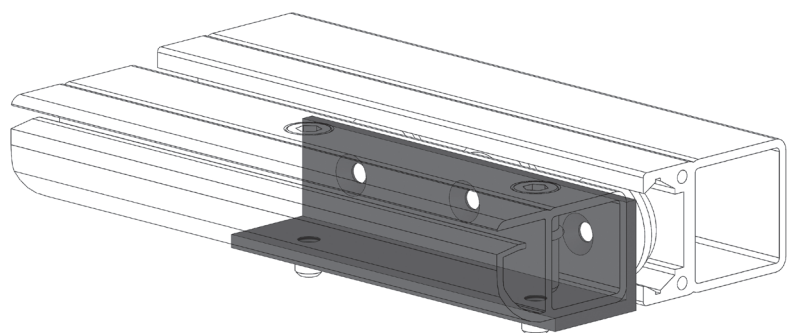


SUPPORTO RUOTE
ROLLERS SUPPORT
SOPORTE PARA RUEDAS
SUPPORT POUR ROULETTES
HALTERUNG FÜR ROLLEN



NEW		
CODICE	Note	Kg/m
013.100.040	Per carrello orizzontale - For horizontal sliding rail - Para carro horizontal - Pour chariot horizontal - Für horizontales Gleiten	0,04

Alluminio anodizzato
Anodised aluminium - Aluminium anodisé
Aluminio anodizado - Eloxiertes Aluminium




PIASTRA SUPPORTO RUOTE

ROLLERS FIXING PLATE
PLACA DE SOPORTE RUEDAS
PLAQUE DE SUPPORT DES ROULETTES
HALTERUNG FÜR ROLLEN

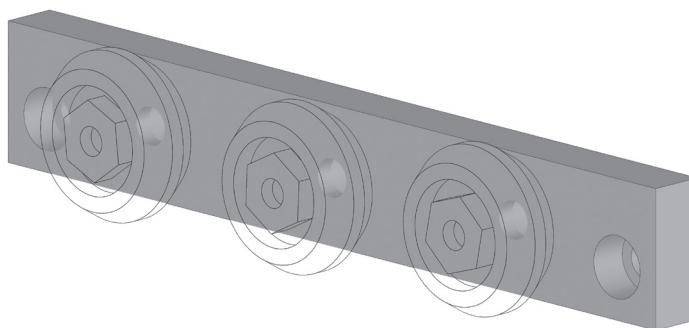
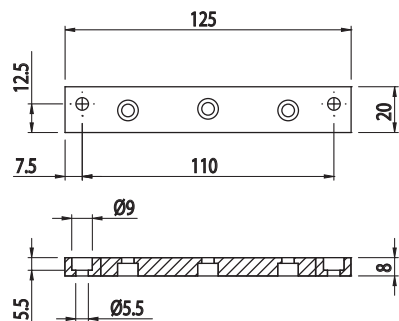
NEW

CODICE	Note	g
013.100.041	Per carrello orizzontale - For horizontal sliding rail - Para carro horizontal - Pour chariot horizontal - Für horizontales Gleiten	50,2



Alluminio anodizzato


Anodised aluminium - Aluminium anodisé
Aluminio anodizado - Eloxiertes Aluminium



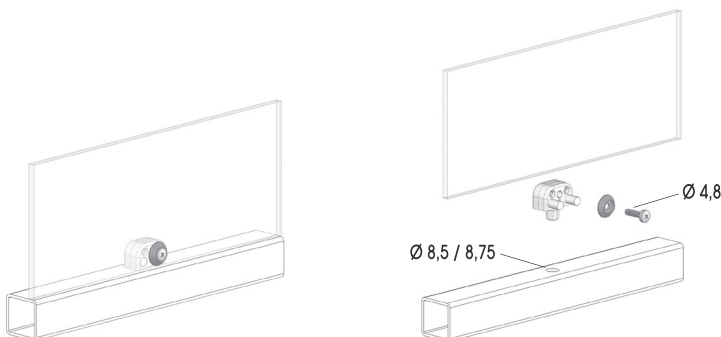
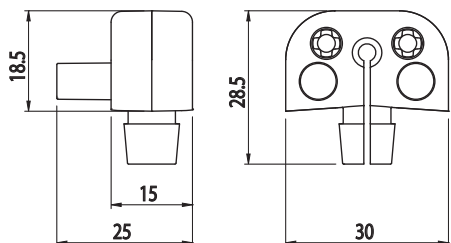
FERMAVETRO CON ESPULSORI

GLASS CLAMP WITH EJECTORS
CLIP PARA VIDRIO CON EJECTOR
PINCE DE FIXATION VERRE AVEC ÉJECTEUR
GLASHALTER MIT AUSWERFER

CODICE	Note	g
013.100.011	Necessario foro Ø 8,5 / 8,75 su profilo - Ø 8,5 / 8,75 profile drilling required - Agujero necesario en el perfil Ø 8,5 / 8,75 - Nécessaire perçage profilé Ø 8,5 / 8,75 - Bohrung des Profiles notwendig Ø 8,5 / 8,75	8

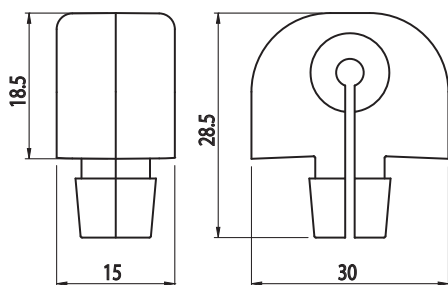


TPC-ET



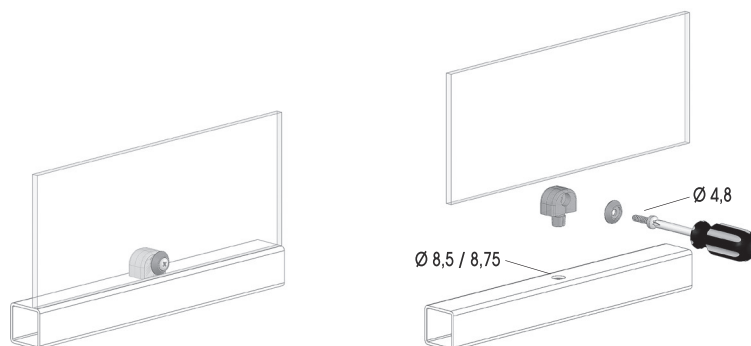
FERMAVETRO

GLASS CLAMP
CLIP PARA VIDRIO
PINCE DE FIXATION VERRE
GLASHALTER



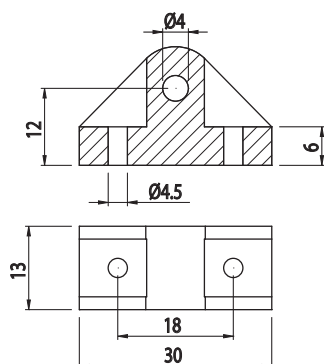

CODICE	Note	g
013.100.012	Necessario foro Ø 8,5 / 8,75 su profilo - Ø 8,5 / 8,75 Profile drilling required - Agujero necesario en el perfil Ø 8,5 / 8,75 - Nécessaire perçage profilé Ø 8,5 / 8,75 - Bohrung des Profiles notwendig Ø 8,5 / 8,75	7

TPC-ET



BLOCCHETTO FERMAVETRO

GLASS RETENTION BLOCK
BLOQUE SUJETA-CRISTAL
BLOC DE FIXATION VERRE
SCHEIBENSTOPPERBLOCK



CODICE	Note	g
084.509.001	Spessore pannelli 1-8 mm - Panel thickness 1-8 mm - Grosor de los paneles 1-8 mm - Épaisseur panneaux 1-8 mm - Plattendicke 1-8 mm	4

Poliamide grigio

Grey polyamide - Polyamide gris
Poliamida color gris - Polyamid grau

PRESSORE INOX

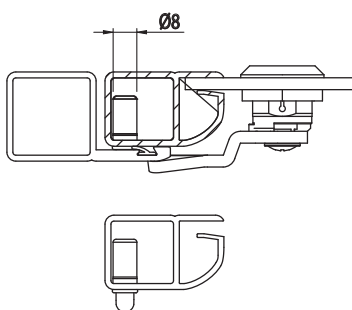
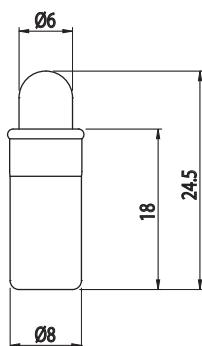
BALL SPRING PLUNGER
 ÉMBOLO DE RESORTE CON BOLA
 POUSSOIR À RESSORT AVEC BILLE
 FEDERNDEN DRUCKSTÜCK MIT KUGEL



CODICE	Note	g
013.100.025	Ø8	2,2

Inox, puntale in POM


Stainless steel, POM ball - Acier inox, bille en POM
 Acero inoxidable, bola en POM - Rostfreier Stahl, Kugel aus POM



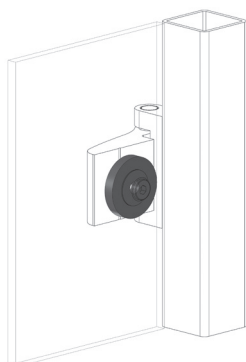
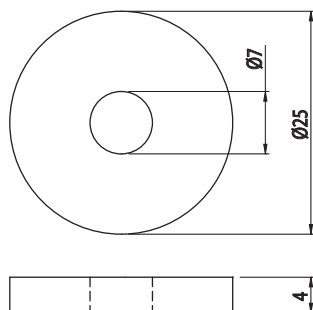
RONDELLA IN PLASTICA

PLASTIC WASHER
 ARANDELA EN PLÁSTICO
 RONDELLE EN PLASTIQUE
 STOPPERRING AUS KUNSTSTOFF

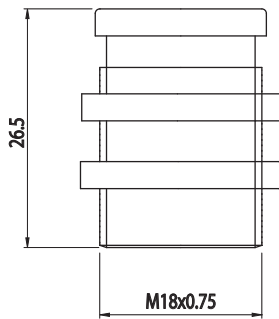

CODICE	Note	g
013.100.034	Per pannelli e vetri - For panels and glasses - Para paneles y cristales - Pour panneaux et vitres - Für Platten und Scheiben	4



PE

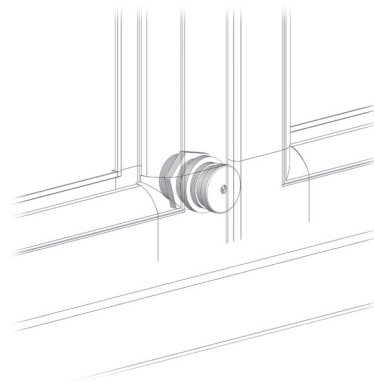


MAGNETE
MAGNET
IMÁN
AIMANT
MAGNET

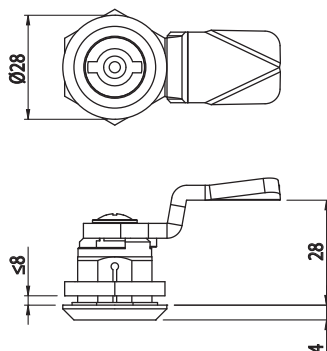



CODICE	Note	g
084.523.001	Forza di attrazione 50 N - Attractive force 50 N - Fuerza de atracción 50 N - Force attractive 50 N - Anziehungskraft 50 N	52

Acciaio zincato
Zinc plated steel - Acier zingué
Acero galvanizado - Verzinkter Stahl

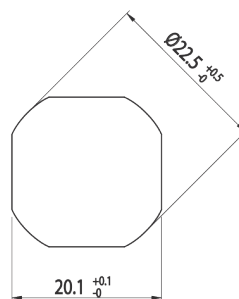


SERRATURA A CHIAVE
LOCK WITH KEY
CERRADURA DE LLAVE
SERRURE À CLÉ
SCHLÜSSELSCHLOSS



CODICE	Note	g
013.100.030		46

Lavorazione su pannello



Chiave - Key - Llave - Clé - Schlüssel

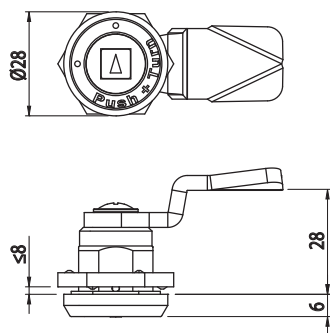



CODICE	Materiale	g	Colore
013.100.031	Zama	0,5	■

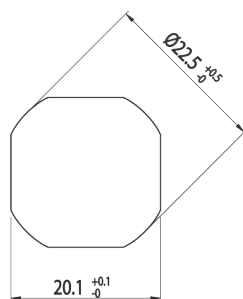
SERRATURA A CHIAVE

LOCK WITH KEY
CERRADURA DE LLAVE
SERRURE À CLÉ
SCHLÜSSELSCHLOSS

CODICE	Note	g
013.100.032		81

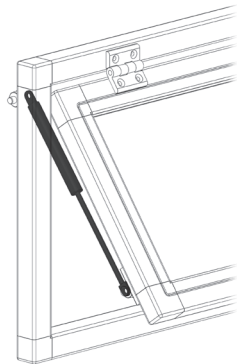


Lavorazione su pannello



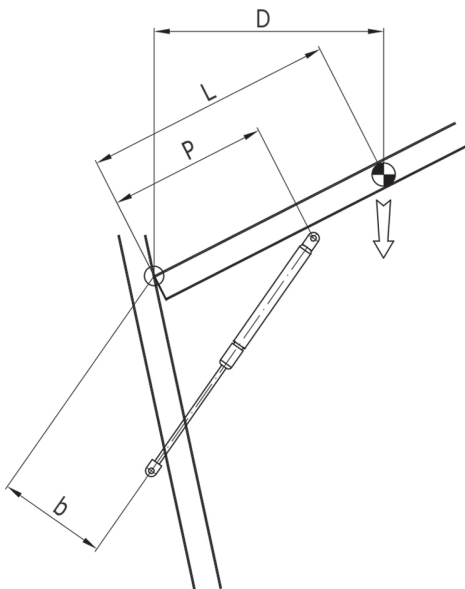
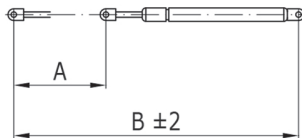
Chiave - Key - Llave - Clé - Schlüssel			
			
CODICE	Materiale	g	Colore
013.100.033	Zama	0,5	■

MOLLA A GAS
GAS SPRING
MUELLE DE GAS
RESSORT À GAZ
GASFEDER



CODICE	N	A	B	g
084.527.001	50	110	263	96
084.527.002	100	110	263	96
084.527.003	150	110	263	96
084.527.004	200	110	263	95
084.527.005	250	110	263	95
084.527.006	300	110	263	97
084.527.007	100	115	305	109
084.527.008	100	142	365	190
084.527.009	200	142	365	190
084.527.010	250	142	365	194
084.527.011	300	142	365	194
084.527.012	350	142	365	194
084.527.013	250	200	483	237
084.527.014	350	200	483	237

A richiesta sono fornibili altri modelli
Other models available on request - Au-
tres modèles disponibles sur demande
Bajo solicitud pueden suministrarse otros
modelos - Auf Anfrage können weitere
Modelle geliefert werden



CALCOLO PER IL MONTAGGIO DI UNA MOLLA A GAS

GAS SPRING INSTALLATION CALCULATION / CÁLCULO PARA EL MONTAJE DE UN MUELLE DE GAS
CALCUL POUR LE MONTAGE D'UN RESSORT À GAZ / BERECHNUNG FÜR DIE MONTAGE EINER GASDRUCKFEDER

Definizione della forza di estensione F1 (N) a 20° C

Defining the extension force F1 (N) at 20° C
Definición de la fuerza de extensión F1 (N) a 20 °C
Définition de la force d'extension F1 (N) à 20°C
Definition der Dehnungskraft F1 (N) bei 20° C

$$F1 = \frac{G \times D}{b \times n} \times 13 \text{ (N)}$$

G = Peso del portellone in Kg

Weight of door in kg / Peso de la puerta en kg / Poids du battant en kg / Gewicht der Klappe in kg

L = Distanza tra il baricentro ed il punto di rotazione in mm

L = Distance between the centre of gravity and point of rotation in mm / Distancia entre el centro de gravedad y el punto de rotación en mm / Distance entre le barycentre et le point de rotation en mm / Abstand zwischen Schwerpunkt und Drehpunkt in mm

b = Braccio di leva utile della molla a gas in mm, portellone aperto

b = Effective lever arm of gas spring in mm with door open / Brazo de palanca útil del muelle de gas en mm, con la puerta abierta / Bras de levier utile du ressort à gaz en mm, battant ouvert / Nutzhebelarm der Gasdruckfeder in mm, geöffnete Klappe

13 = Coefficiente di conversione kg - N + riserva di sicurezza

13 = kg to N conversion factor + safety margin / Coeficiente de conversión kg - N + reserva de seguridad
Coefficient de conversion kg - N + marge de sécurité / Umrechnungsfaktor kg - N + Sicherheitsmarge

P = Fissaggio del portellone ca.2/3 L

P = Connection to door at approx. 2/3 of L / Fijación de la puerta en 2/3 L aprox. / Fixation du battant environ 2/3 L / Befestigung der Klappe ca.2/3 L

n = Numero delle molle a gas (Standard: n = 2)

n = Number of gas springs (2 x standard) / Número de muelles de gas (estándar: n = 2) / Nombre de ressorts à gaz (Standard : n = 2) / Anzahl der Gasdruckfedern (Standard: n = 2)

D = Braccio di leva utile della forza di gravità in mm, portellone aperto

D = Effective lever arm of force of gravity in mm with door open / Brazo de palanca útil de la fuerza de gravedad en mm, con la puerta abierta / Bras de levier utile de la force de gravité en mm, battant ouvert / Nutzhebelarm der Schwerkraft in mm, geöffnete Klappe

Esempio

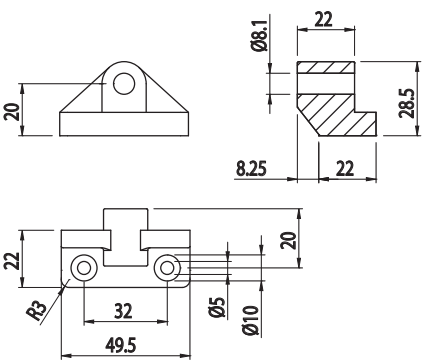

Example / Ejemplo / Example / Beispiel

G = 30 kg, D = 400 mm, b = 200 mm, n = 2

$$F1 = \frac{30 \times 400}{200 \times 2} \times 13 = 390 \text{ N}$$

SUPPORTO PER MOLLA A GAS

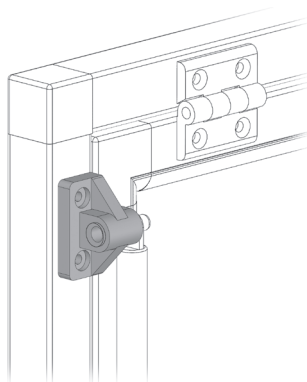
GAS SPRING SUPPORT
SOPORTE PARA MUELLE DE GAS
SUPPORT POUR RESSORT À GAZ
HALTERUNG FÜR GASFEDER



CODICE	Note	g
084.528.001	Supporto per molla - Support for spring - Soporte para muelle - Support pour ressort - Halterung für Feder	21



Poliammide grigio

Grey polyamide - Polyamide gris
Poliamida color gris - Polyamid grau



PERNO SUPPORTO

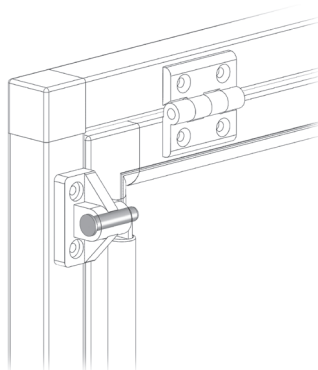
SUPPORT PIN
PERNO SOPORTE
PIVOT SUPPORT
AUFNAHMEBOLZEN



CODICE	Note	g
084.528.002	Rondella inclusa - Washer included - Arandela incluida - Rondelle fournie - Unterlegscheibe im Lieferumfang enthalten	14

Acciaio zincato

Zinc plated steel - Acier zingué
Acero galvanizado - Verzinkter Stahl



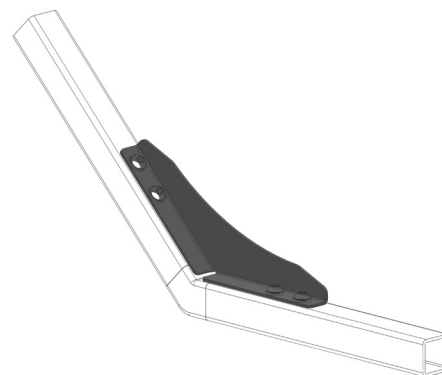
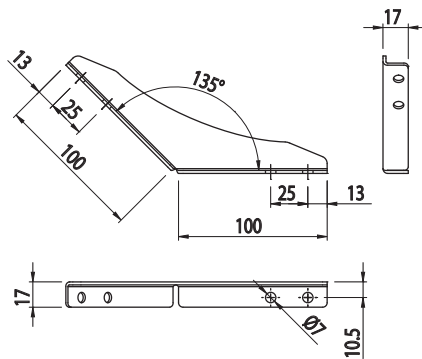
STAFFA 45°
 45° BRACKET
 SOPORTE ANGULO 45°
 SUPPORT DE CONNEXION 45°
 WINKELHALTERUNG 45°

STAINLESS STEEL

CODICE	Note	g
013.100.023	Elemento di rinforzo - Reinforcing part - Elemento de refuerzo - Partie de renfort - Verstärkungsteil	116,5



Acciaio inox
 Stainless steel - Acier inox
 Acero inoxidable - Rostfreiem Stahl



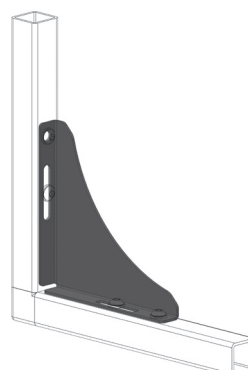
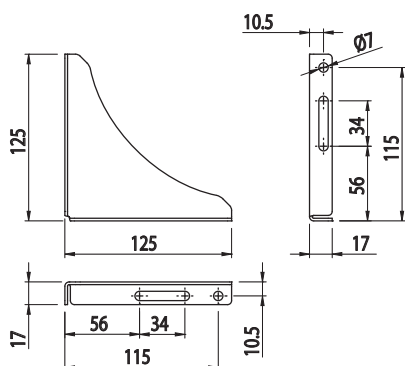
STAFFA 90°
 90° BRACKET
 SOPORTE ANGULO 90°
 SUPPORT DE CONNEXION 90°
 WINKELHALTERUNG 90°

STAINLESS STEEL

CODICE	Note	g
013.100.022	Elemento di rinforzo - Reinforcing part - Elemento de refuerzo - Partie de renfort - Verstärkungsteil	158




Acciaio inox
 Stainless steel - Acier inox
 Acero inoxidable - Rostfreiem Stahl



ANGOLARE 30x30

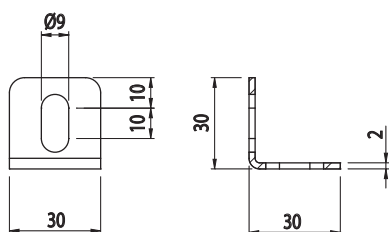
30x30 ANGLE
 ÂNGULO 30x30
 CORNIÈRE 30x30
 WINKELSTÜCK 30x30

STAINLESS STEEL




CODICE	Note	g
084.305.016	Montaggio con viti M8x16 non incluse - Assembly with M8x16 screws, not included - Montaje con tornillos M8x16, no incluidos - Montage avec vis M8x16 non fournies - Montage mit Schrauben M8x16 (nicht im Lieferumfang enthalten)	23

Acciaio inox
 Stainless steel - Acier inox
 Acero inoxidable - Rostfreier Stahl



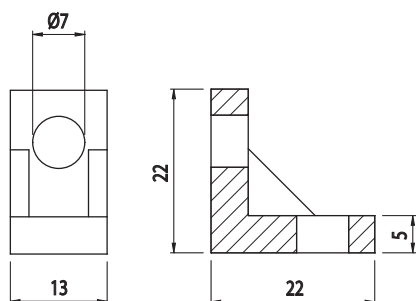
ANGOLARE 13X22

13X22 ANGLE
 ÂNGULO 13X22
 CORNIÈRE 13X22
 WINKELSTÜCK 13X22



CODICE	Note	g
084.305.006	Montaggio con viti M6x12 non incluse - Assembly with M6x12 screws, not included - Montaje con tornillos M6x12, no incluidos - Montage avec vis M6x12 non fournies - Montage mit Schrauben M6x12 (nicht im Lieferumfang enthalten)	6

Alluminio sabbato
 Sandblasted aluminium - Aluminium sablé
 Aluminio arenado - Sandgestrahltes Aluminium



PIASTRINA PER MICRO

PLATE FOR MICROSWITCH
 PLACA PARA MICROINTERRUPTOR
 PLAQUETTE POUR MICRO-CONTACTEUR
 PLATTE FÜR MIKROSCHALTER

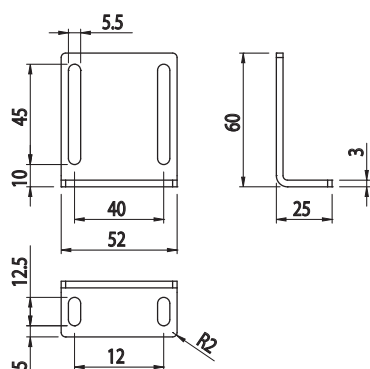
STAINLESS STEEL

CODICE	Note	g
084.604.004	Per fissaggio esterno - For external fastening - Para fijació externa - Pour fixation externe - Für äußere Befestigung	86



Acciaio inox

Stainless steel - Acier inox
 Acero inoxidable - Rostfreier Stahl



ADESIVO STRUTTURALE
 STRUCTURAL ADHESIVE
 PEGAMENTO ESTRUCTURAL
 COLLE STRUCTURALE EPOXY
 KONSTRUKTIONSKLEBSTOFF



CODICE	Note	g
013.818.001	Adesivo strutturale ad alta resistenza per plastica e metallo - High-strength structural adhesive for plastic and metal - Pegamento estructural de alta resistencia para plástico y Metal - Colle structurale epoxy à haute résistance pour plastique et métal - Hochfester Konstruktionsklebstoff für Kunststoff und Metall	60

UGELLO ADESIVO
 NOZZLE FOR ADHESIVE
 BOQUILLA PARA PEGAMENTO
 EMBOUT POUR COLLE
 DÜSE FÜR KLEBSTOFF



CODICE	Note	g
013.818.002	Per adesivo strutturale - For structural adhesive - Para pegamento estructural - Pour colle structurale - Konstruktionsklebstoff	12

APPLICATORE MANUALE


MANUAL DISPENSER
DISPENSADOR MANUAL
DISTRIBUTEUR MANUEL
HAND DISPENSER



CODICE	Note	g
013.818.003	Per adesivo strutturale - For structural adhesive - Para pegamento estructural - Pour colle structurale - Für Konstruktionsklebstoff	70

NASTRO BIADESIVO

DOUBLE SIDED TAPE
CINTA ADHESIVA DE DOBLE CARA
RUBAN ADHÉSIF DOUBLE FACE
DOPPELSEITIGES KLEBEBAND



CODICE	Note	g/m
013.818.004	Per profili 013.025.014 / 015 / 016 - 013.030.014 / 015 / 016 - For profiles 013.025.014 / 015 / 016 - 013.030.014 / 015 / 016 - Para perfiles 013.025.014 / 015 / 016 - 013.030.014 / 015 / 016 - Pour profilés 013.025.014 / 015 / 016 - 013.030.014 / 015 / 016 - Für Profile 013.025.014 / 015 / 016 - 013.030.014 / 015 / 016	7,6

SET DI CHIAVI ESAGONALI
 SET OF ALLEN KEYS
 SET DE LLAVES HEXAGONALES
 JEU DE CLÉS ALLEN
 SECHSKANTSCHLÜSSELSET



CODICE	Note	g
084.818.010	Set di chiavi 2,5 - 6 - Set of 2.5 - 6 mm wrenches - Set de llaves 2,5-6 - Jeu de clés 2,5 - 6 - Schlüsselset 2,5 - 6	700

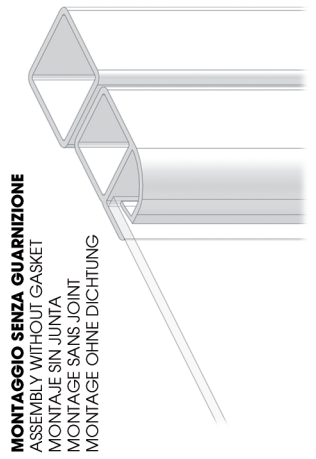
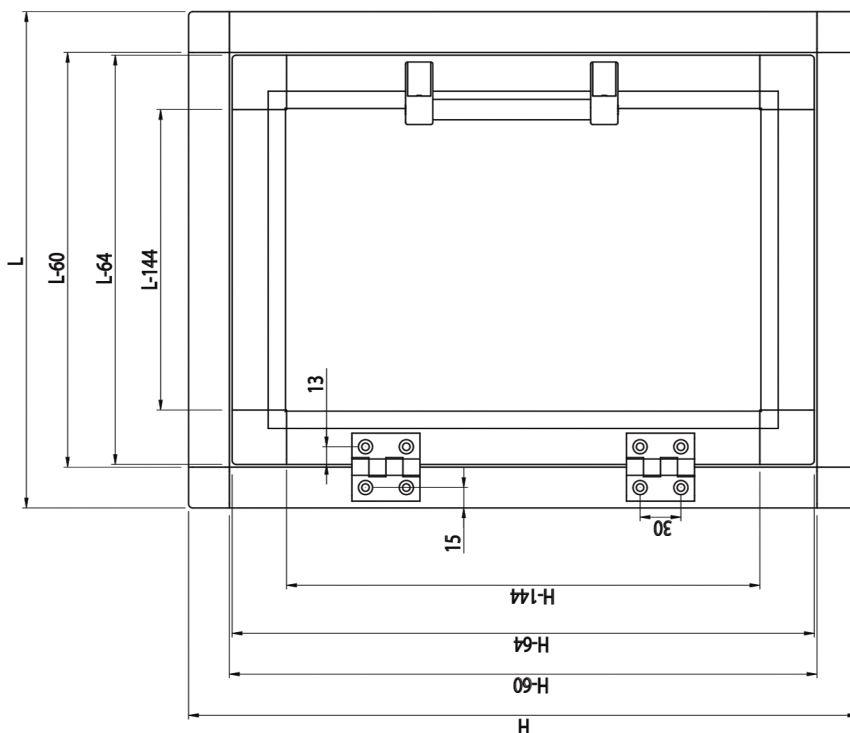
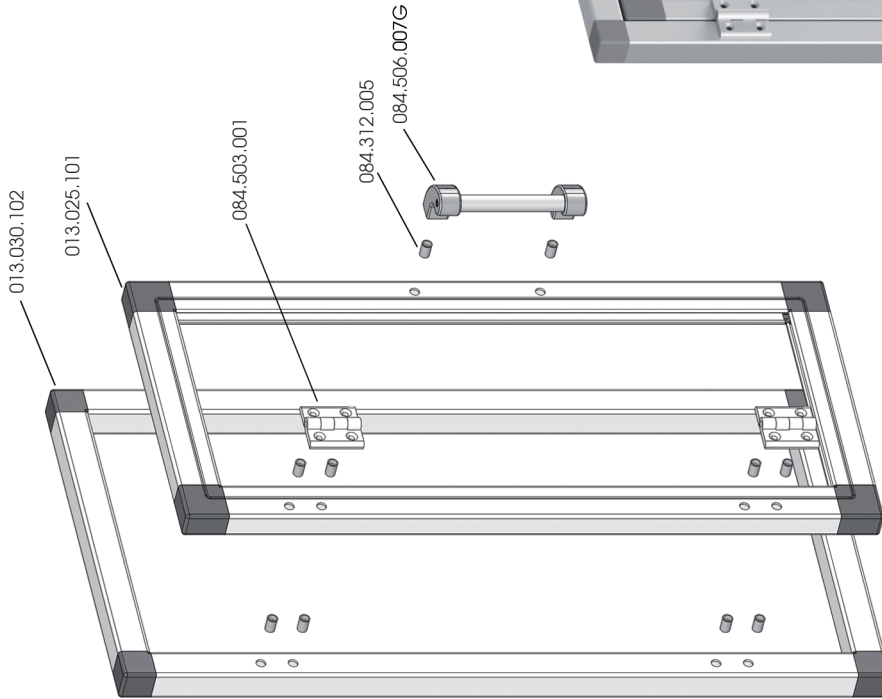
PULITORE DISINFETTANTE
 DISINFECTANT CLEANER
 LIMPIADOR DESINFECTANTE
 DÉINFECTANT NETTOYANT
 DESINFEKTIONSREINIGER



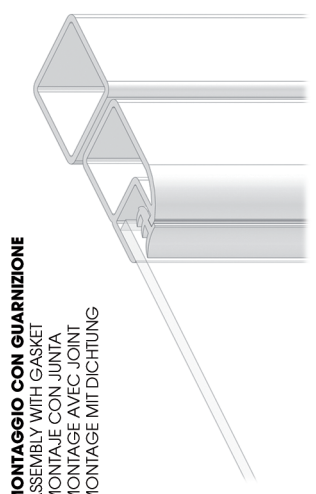
CODICE	Note	ml
013.818.005		750

SISTEMA DI MONTAGGIO PORTA ANTA SINGOLA

SINGLE WING DOOR ASSEMBLY SYSTEM
 SISTEMA DE MONTAJE PARA PUERTA
 SYSTÈME DE MONTAGE POUR PORTE SIMPLE
 MONTAGESYSTEM FÜR FLÜGELTÜR



MONTAGGIO SENZA GUARNIZIONE
 ASSEMBLY WITHOUT GASKET
 MONTAJE SIN JUNTA
 MONTAGE SANS JOINT
 MONTAGE OHNE DICHTUNG



MONTAGGIO CON GUARNIZIONE
 ASSEMBLY WITH GASKET
 MONTAJE CON JUNTA
 MONTAGE AVEC JOINT
 MONTAGE MIT DICHTUNG

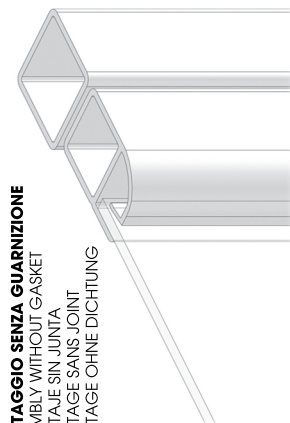
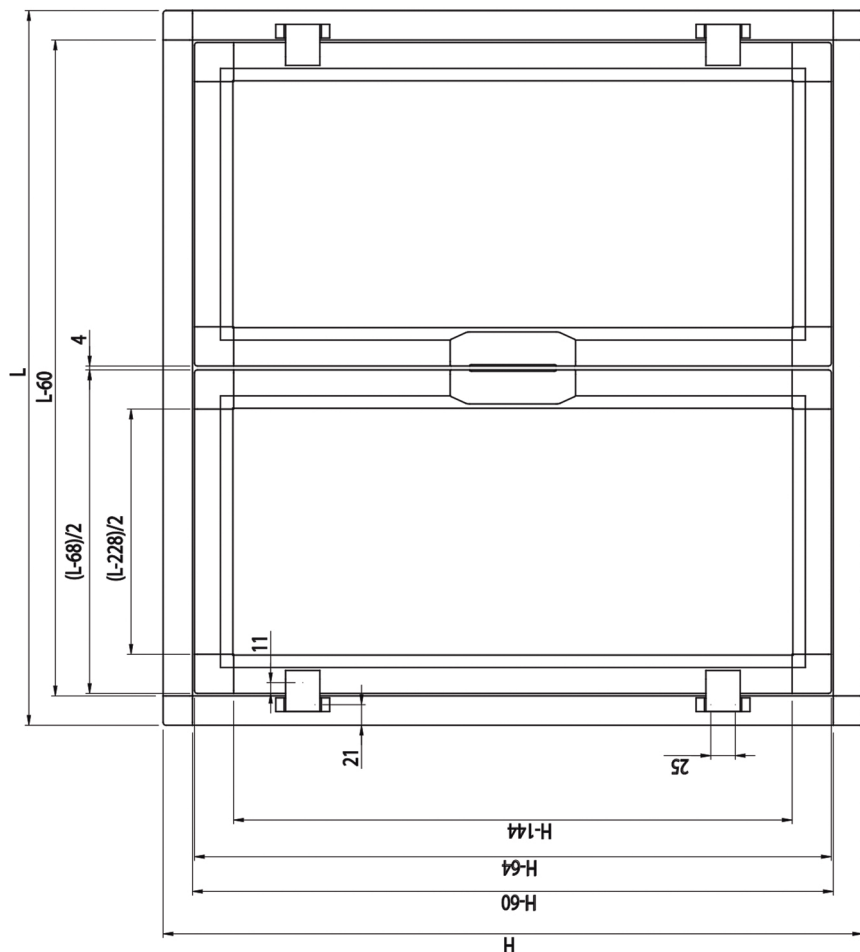
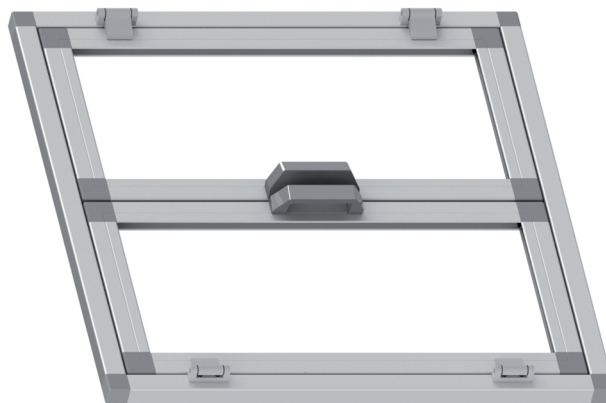
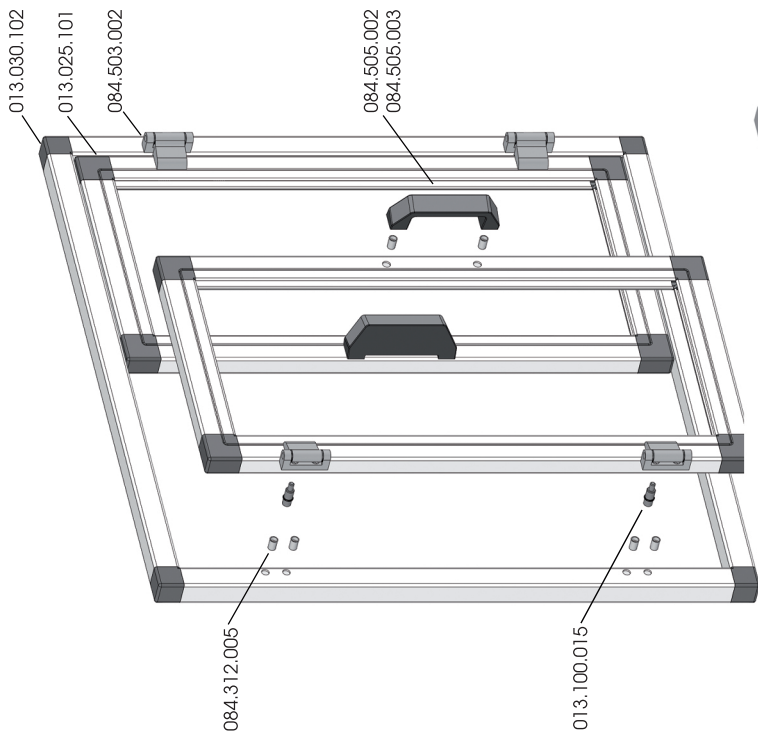
SISTEMA DI MONTAGGIO PORTA A DUE ANTE

DOUBLE WING DOOR ASSEMBLY SYSTEM

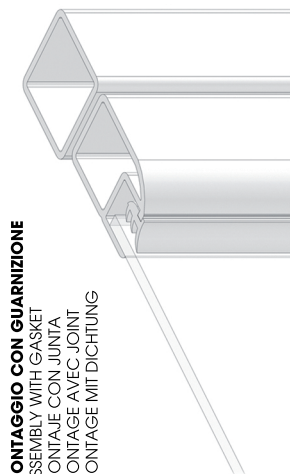
SISTEMA DE MONTAJE PARA PUERTA DOBLE

SISTÈME DE MONTAGE POUR PORTE DOUBLE VANTAUX

MONTAGESYSTEM FÜR DOPPELFLÜGELTÜR



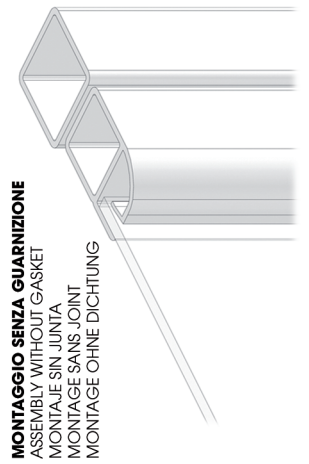
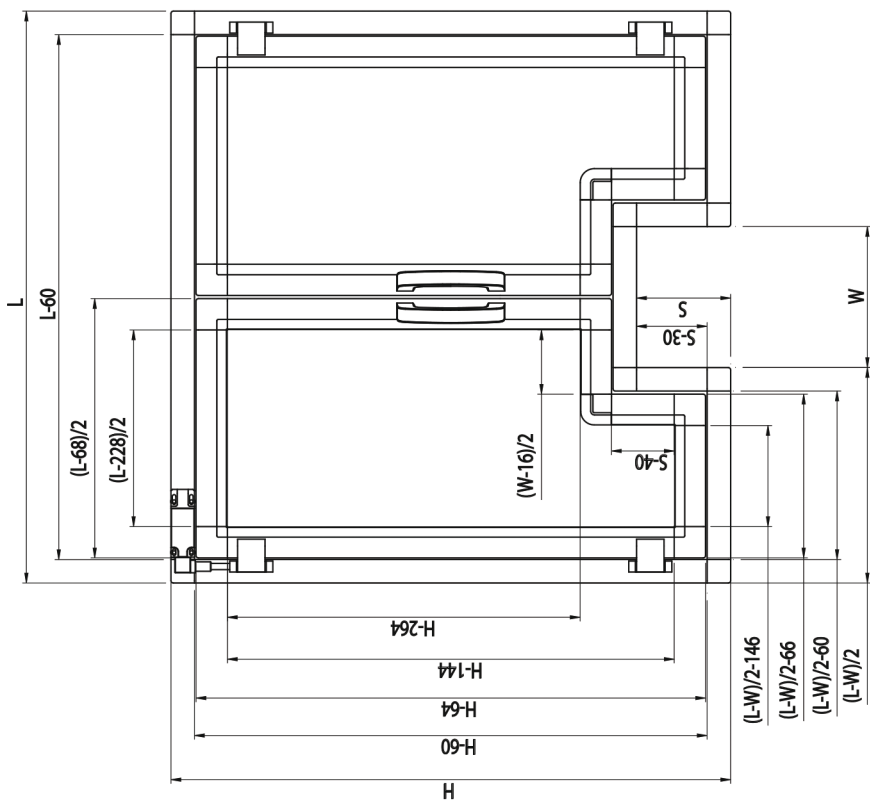
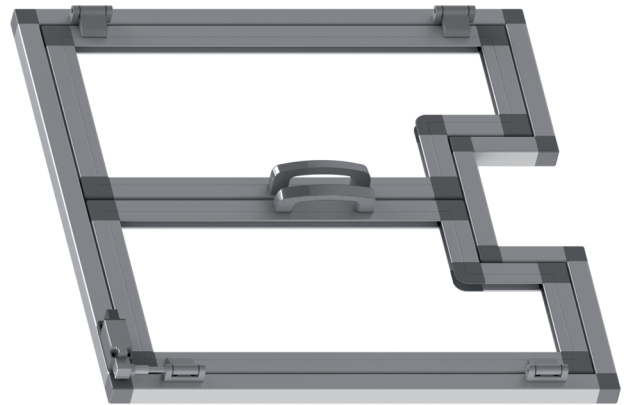
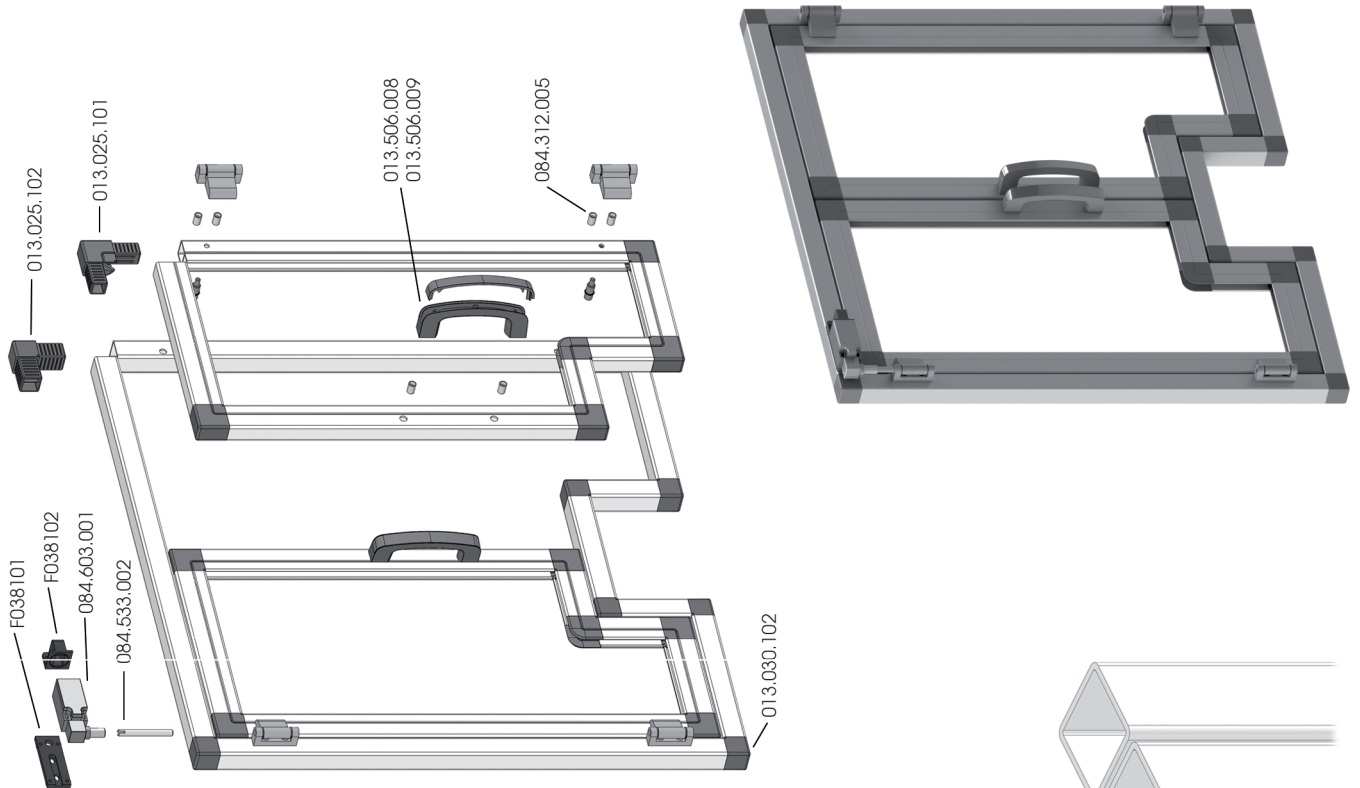
MONTAGGIO SENZA GUARNIZIONE
ASSEMBLY WITHOUT GASKET
MONTAJE SIN JUNTA
MONTAGE SANS JOINT
MONTAGE OHNE DICHTUNG



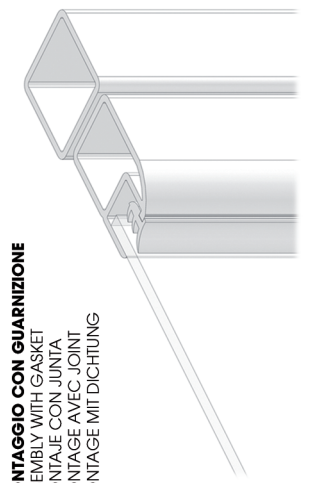
MONTAGGIO CON GUARNIZIONE
ASSEMBLY WITH GASKET
MONTAJE CON JUNTA
MONTAGE AVEC JOINT
MONTAGE MIT DICHTUNG

SISTEMA DI MONTAGGIO PORTA A DUE ANTE CON INTERRUTORE DI SICUREZZA

ASSEMBLY SYSTEM WITH SAFETY SWITCH
 SISTEMA DE MONTAJE CON INTERRUPTOR DE SEGURIDAD
 SYSTÈME DE MONTAGE INTERRUPTEUR DE SÉCURITÉ
 MONTAGESYSTEM MIT SICHERHEITSSCHALTER

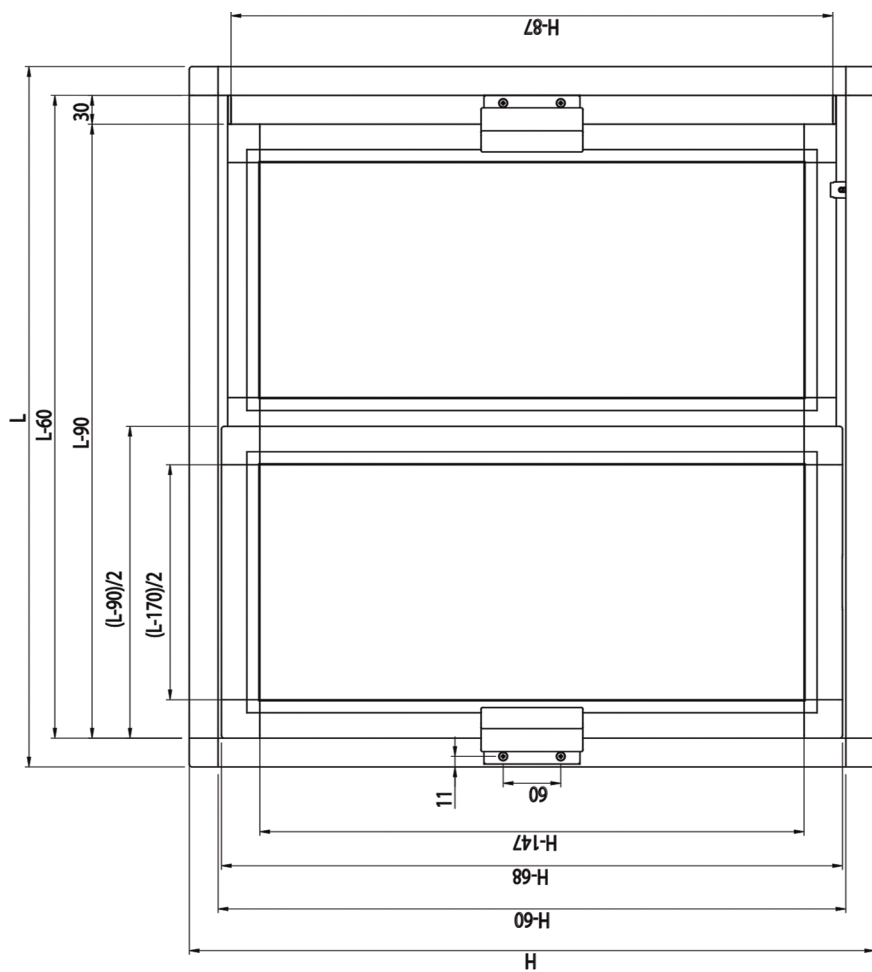


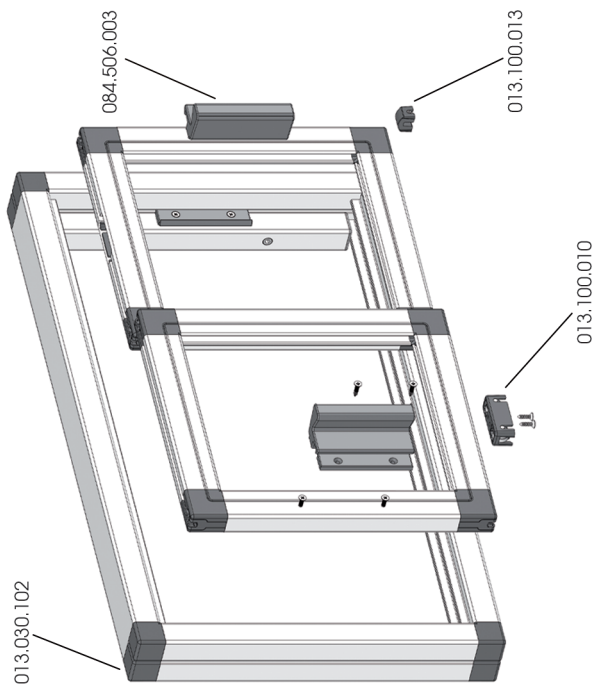


MONTAGGIO SENZA GUARNIZIONE
 ASSEMBLY WITHOUT GASKET
 MONTAJE SIN JUNTA
 MONTAGE SANS JOINT
 MONTAGE OHNE DICHTUNG




MONTAGGIO CON GUARNIZIONE
 ASSEMBLY WITH GASKET
 MONTAJE CON JUNTA
 MONTAGE AVEC JOINT
 MONTAGE MIT DICHTUNG

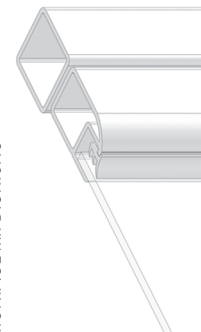
SISTEMA DI MONTAGGIO PORTA SCORREVOLE
 ASSEMBLY SYSTEM FOR SLIDING DOOR
 SISTEMA DE MONTAJE PARA PUERTA CORREDIZA
 SYSTÈME DE MONTAGE POUR PORTE COULISSANTE
 MONTAGESYSTEM FÜR SCHIEBETÜR



MONTAGGIO SENZA GUARNIZIONE
 ASSEMBLY WITHOUT GASKET
 MONTAJE SIN JUNTA
 MONTAGE SANS JOINT
 MONTAGE OHNE DICHTUNG

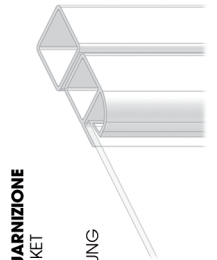
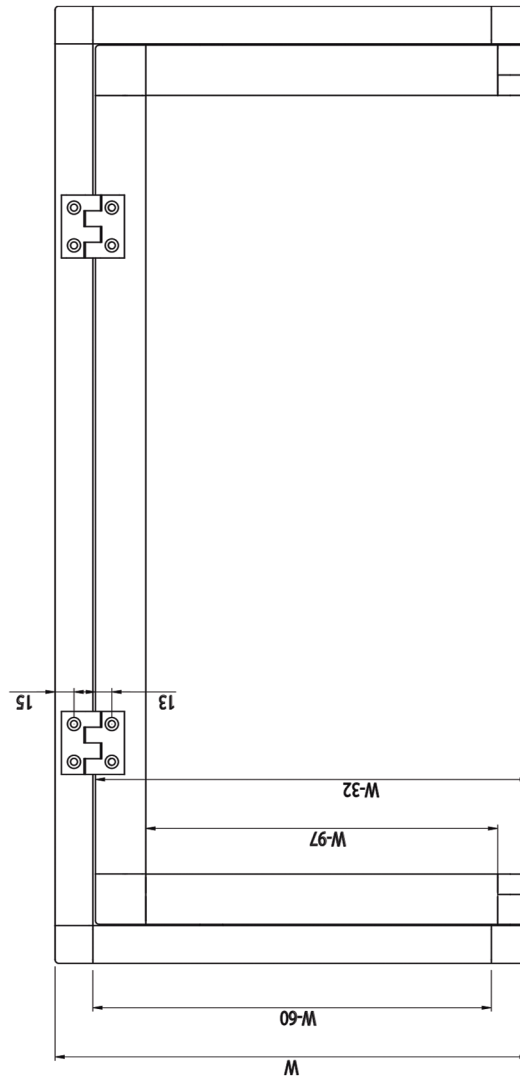
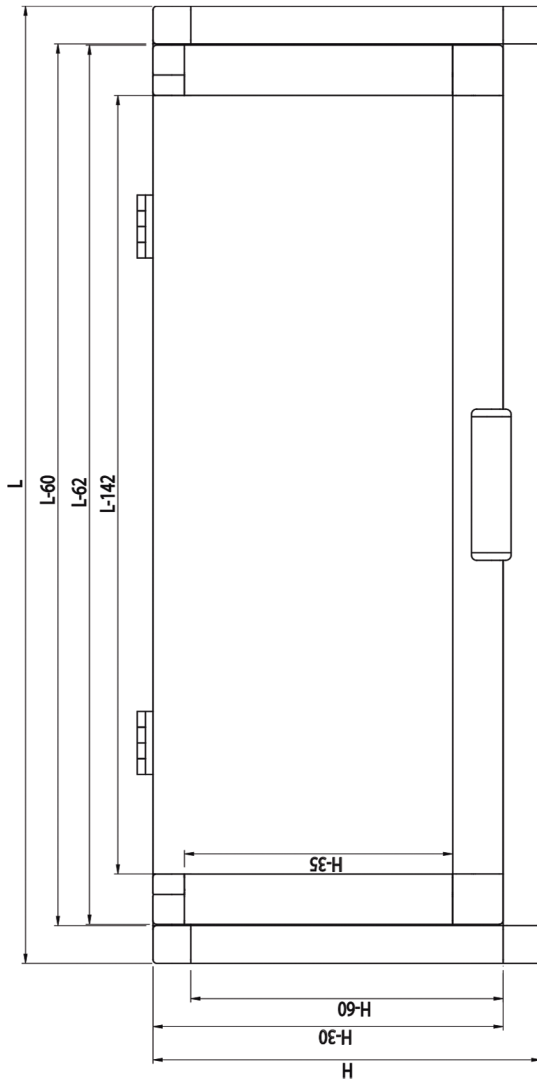
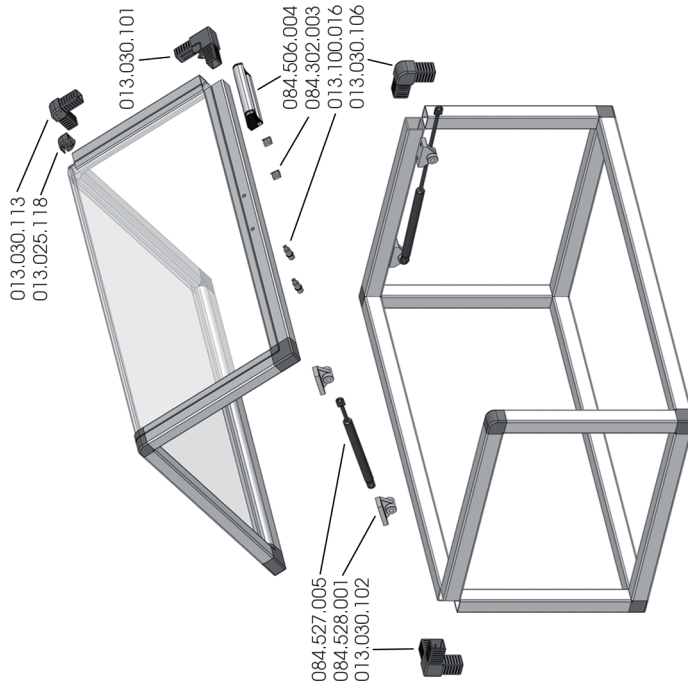


MONTAGGIO CON GUARNIZIONE
 ASSEMBLY WITH GASKET
 MONTAJE CON JUNTA
 MONTAGE AVEC JOINT
 MONTAGE MITDICHTUNG

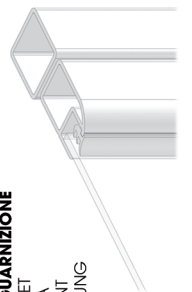


SISTEMA DI MONTAGGIO SPORTELLO A 90°

90° DOOR ASSEMBLY SYSTEM
 SISTEMA DE MONTAJE PUERTA 90°
 SYSTÈME DE MONTAGE PORTE 90°
 MONTAGESYSTEM TÜR 90°



MONTAGGIO SENZA GUARNIZIONE
 ASSEMBLY WITHOUT GASKET
 MONTAJE SIN JUNTA
 MONTAGE SANS JOINT
 MONTAGE OHNE DICHTUNG



MONTAGGIO CON GUARNIZIONE
 ASSEMBLY WITH GASKET
 MONTAJE CON JUNTA
 MONTAGE AVEC JOINT
 MONTAGE MIT DICHTUNG

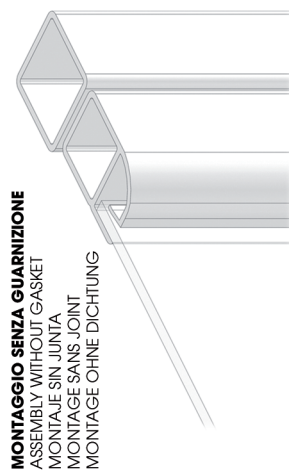
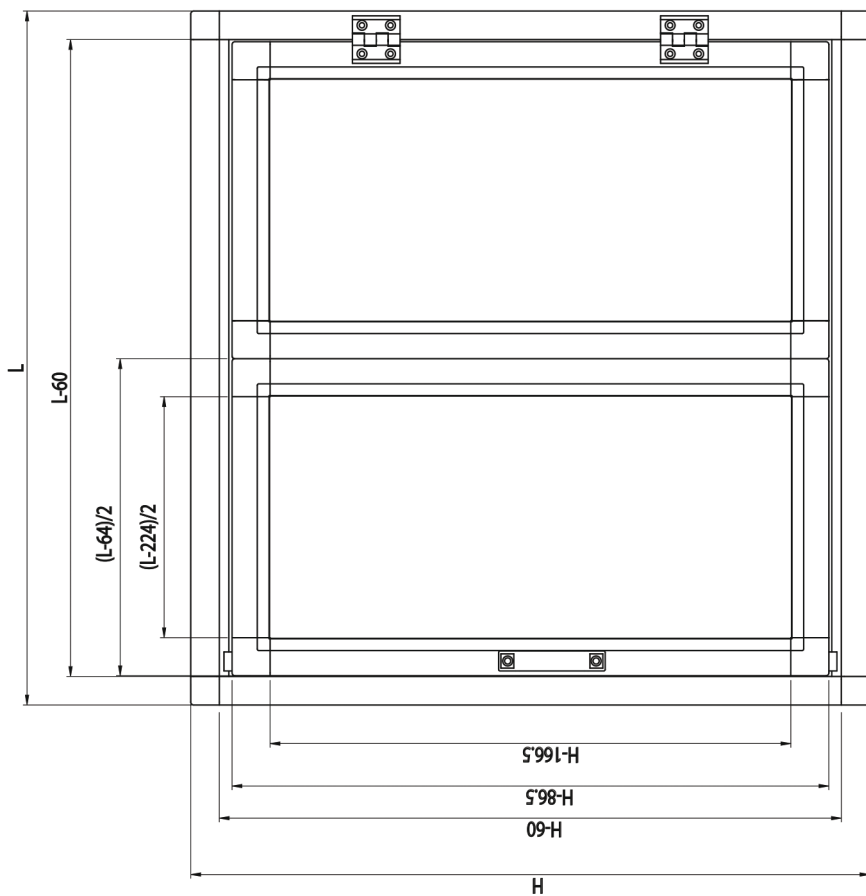
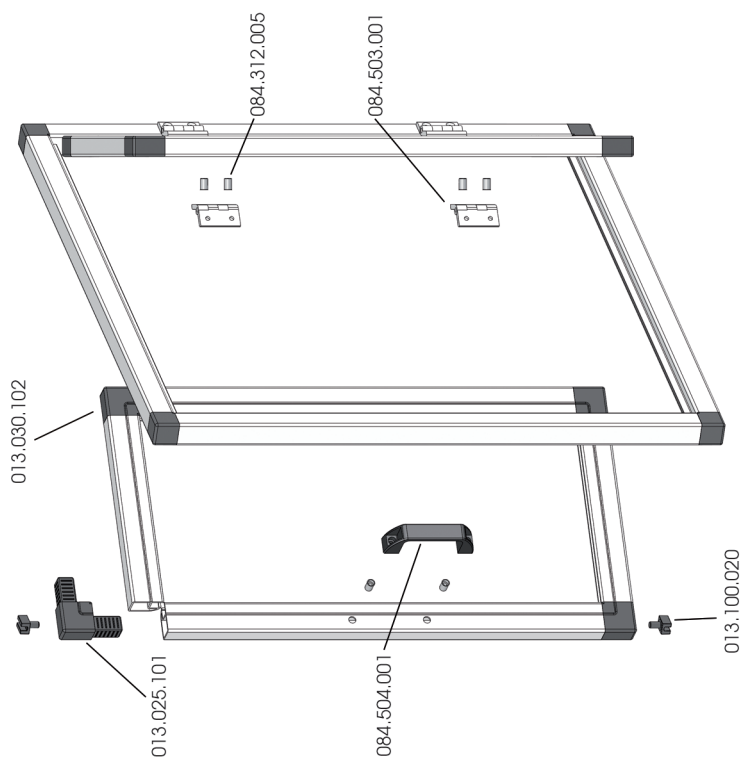
SISTEMA DI MONTAGGIO PORTA SOFFIETTO

ASSEMBLY SYSTEM FOR FOLDING DOOR

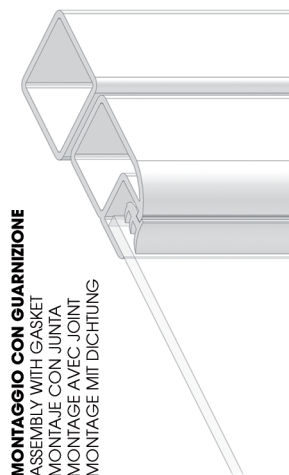
SISTEMA DE MONTAJE PARA PUERTA PLEGABLE

SISTÈME DE MONTAGE POUR PORTE PLIANTE

MONTAGESYSTEM FÜR FALTTÜR



MONTAGGIO SENZA GUARNIZIONE
 ASSEMBLY WITHOUT GASKET
 MONTAJE SIN JUNTA
 MONTAGE SANS JOINT
 MONTAGE OHNE DICHTUNG



MONTAGGIO CON GUARNIZIONE
 ASSEMBLY WITH GASKET
 MONTAJE CON JUNTA
 MONTAGE AVEC JOINT
 MONTAGE MIT DICHTUNG


INDICE

INDEX
ÍNDICE
INDEX
INDEX




COD.	PAG.	COD.	PAG.	COD.	PAG.
008VEKA103	81	013.025.125	73	013.030.125	74
008VEKA111	81	013.025.128	68	013.030.128	70
008VEKA115	81	013.025.131	68	013.030.131	71
008VEKA116	81	013.025.132	59	013.030.132	52
008VEKA117	81	013.025.133	53	013.030.133	52
008VEKA119	81	013.025.134	54	013.100.001	15
013.000.003	85	013.030.001	23	013.100.002	23
013.000.003A	85	013.030.002	23	013.100.003	103
013.025.001	15	013.030.003	24	013.100.004	103
013.025.002	15	013.030.004	25	013.100.005	104
013.025.003	16	013.030.005	26	013.100.006	104
013.025.004	18	013.030.006	27	013.100.007	105
013.025.005	18	013.030.007	29	013.100.008	105
013.025.006	20	013.030.008	28	013.100.009	106
013.025.007	21	013.030.009	24	013.100.010	107
013.025.008	21	013.030.010	26	013.100.011	110
013.025.009	16	013.030.011	30	013.100.012	111
013.025.010	19	013.030.012	30	013.100.013	108
013.025.011	17	013.030.013	31	013.100.015	41
013.025.012	19	013.030.014	28	013.100.016	42
013.025.013	22	013.030.015	25	013.100.017	42
013.025.014	22	013.030.016	27	013.100.018	43
013.025.015	17	013.030.017	29	013.100.019	43
013.025.016	20	013.030.018	31	013.100.020	107
013.025.101	53	013.030.019	32	013.100.021	89
013.025.102	54	013.030.020	32	013.100.022	117
013.025.103	64	013.030.021	33	013.100.023	117
013.025.104	48	013.030.022	33	013.100.024	92
013.025.105	48	013.030.101	59	013.100.025	112
013.025.106	55	013.030.102	60	013.100.026	93
013.025.107	56	013.030.103	65	013.100.027	83
013.025.108	49	013.030.104	51	013.100.028	84
013.025.109	49	013.030.105	51	013.100.029	90
013.025.110	50	013.030.106	60	013.100.030	113
013.025.111	50	013.030.107	61	013.100.031	113
013.025.112	56	013.030.112	62	013.100.032	114
013.025.113	55	013.030.113	61	013.100.033	114
013.025.114	57	013.030.114	62	013.100.034	112
013.025.115	66	013.030.115	67	013.100.035	87
013.025.116	66	013.030.116	67	013.100.036	88
013.025.117	69	013.030.117	71	013.100.037	91
013.025.118	69	013.030.118	72	013.100.038	108
013.025.121	64	013.030.121	65	013.100.039	109
013.025.122	58	013.030.122	63	013.100.040	109
013.025.123	70	013.030.123	72	013.100.041	110
013.025.124	73	013.030.124	74	013.100.042	33

COD.	PAG.	COD.	PAG.	COD.	PAG.
013.202.001	47	084.503.001	83	4819UNI6954	39
013.506.003	96	084.504.001	94	4822UNI6954	39
013.506.004	97	084.506.004P	98	670.001.000	82
013.506.004T	98	084.506.005A	94	C030209	75
013.506.006	100	084.506.005B	94	DILITE3	80
013.506.007	99	084.506.005N	94	DILITE4	80
013.506.008	95	084.506.006PA	101	RETE 11X66	82
013.506.009	95	084.506.008	96	RETE 11X66 INOX	82
013.506.010A	95	084.506.009A	101	RETE 40X40X4	82
013.506.010G	95	084.506.009B	102	RETE TEC 1003	82
013.512.001	77	084.506.009PA	102	STR3MM	81
013.512.002	78	084.509.001	111	STR4MM	81
013.512.003	78	084.509.002	45	STR5MM	81
013.522.002	106	084.509.004	46		
013.818.001	120	084.512.003T	77		
013.818.002	120	084.512.006T	77		
013.818.003	121	084.512.014T	77		
013.818.004	121	084.512.015T	77		
013.818.005	122	084.512.016T	77		
030LEX	79	084.512.017	79		
031LEX	79	084.523.001	113		
032LEX	79	084.527.001	115		
034LEX	79	084.527.002	115		
035LEX	79	084.527.003	115		
062LEX	80	084.527.004	115		
084.101.092	34	084.527.005	115		
084.101.093	34	084.527.006	115		
084.201.096	34	084.527.007	115		
084.202.009	46	084.527.008	115		
084.203.001	85	084.527.009	115		
084.203.001G	86	084.527.010	115		
084.301.040	40	084.527.011	115		
084.302.003	40	084.527.012	115		
084.302.008	41	084.527.013	115		
084.303.009	44	084.527.014	115		
084.303.010	45	084.528.001	116		
084.305.006	118	084.528.002	116		
084.305.016	118	084.533.004	93		
084.312.005	44	084.604.004	119		
084.312.007	44	084.818.010	122		
084.402.003	75	2965UNI6954	39		
084.402.007	75	3919UNI6954	39		
084.402.009	75	3932UNI7504M	39		
084.403.003	76	4216ISO7050	39		
084.500.012	84	4216UNI6954	39		
084.501.008	92	4222ISO7050	39		



SERIE FPZ

FPZ SERIES
SERIE FPZ
SÉRIE FPZ
REIHE FPZ



FPZ



pag. 131



pag. 145



pag. 156



pag. 157



pag. 158



pag. 160



pag. 162

SIMBOLI / SYMBOLS / SÍMBOLOS / SYMBOLES / SYMBOLE

NEW

Prodotto nuovo
New product
Nuevo producto
Nouveau produit
Neues Produkt

STAINLESS STEEL

Prodotto in inox
Stainless steel product
Producto de acero inoxidable
Produit en acier inoxydable
Produkt aus rostfreiem Stahl

ITALIAN PATENT

Prodotto brevettato
Patented product
Producto patentado
Produit breveté
Patentiertes Produkt

PATENT



Scatola
Box
Caja
Boîte
Schachtel



Portata
Load
Carga
Charge
Tragkraft

IT

FPZ è la serie di profili in alluminio estruso e accessori ideale per la realizzazione di protezioni antinfortunistiche a bordo macchina e protezioni perimetrali per macchine industriali in conformità con la Direttiva macchine 2006/42/CE.

La linea è caratterizzata da giunti con anima in alluminio che la rendono particolarmente adatta alle applicazioni in cui occorre che la struttura abbia un'ottima resistenza meccanica. Il semplice fissaggio ad incastro dei giunti permette di eseguire il montaggio in tempi brevi senza trascurare l'estetica del prodotto finito.

EN

FPZ is a range of extruded aluminium profiles and accessories which is ideal to create machine safety guards and railings and perimeter safety guards for industrial machinery in compliance with the Machinery Directive 2006/42/EC.

The range features joints with an aluminium core, making it particularly well suited for applications requiring particular mechanical strength from the structure. The simple interlocking fastening system of the joints allows fast assembly, without compromising the look of the finished product.

ES

FPZ es la serie de perfiles de aluminio extruido y accesorios, perfecta para fabricar protecciones contra accidentes incorporadas en la máquina y protecciones perimetrales para máquinas industriales de conformidad con la Directiva 2006/42/CE relativa a las máquinas.

La línea se caracteriza por sus uniones con núcleo de aluminio que la hacen especialmente adecuada para aplicaciones en las que la estructura debe tener una resistencia mecánica excelente. La fijación por encaje de las uniones es sencilla y permite realizar el montaje en muy poco tiempo sin descuidar la estética del producto acabado.

FR

FPZ est la série de profilés en aluminium extrudé et d'accessoires, idéale pour la réalisation de protections de prévention des accidents à installer sur une machine et de protections périmétriques pour les machines industrielles en conformité de la Directive Machines 2006/42/CE.

La ligne se caractérise par des joints avec âme en aluminium qui en font une ligne parfaitement adaptée aux applications pour lesquelles la structure doit offrir une résistance mécanique optimale. La simple fixation des joints par encastrement permet de réaliser le montage très rapidement sans sacrifier l'esthétique du produit fini.

DE

FPZ ist die Serie aus eloxierten Aluminiumprofilen und Zubehörteilen für Maschinenschutzrichtungen und Schutzeinhausungen für Industriemaschinen gemäß der Richtlinie 2006/42/EG.

Die Linie umfasst Verbindungsstücke mit Aluminiumkern und ist daher vor allem für solche Anwendungen bestimmt, in denen hohe mechanische Beständigkeit der Struktur verlangt wird. Die einfache Steckbefestigung der Verbindungsstücke erlaubt eine schnelle Montage ohne die Ästhetik des Produkts zu unterlassen.



FISSAGGIO DEI PROFILI

PROFILE FASTENING / FIJACIÓN DE LOS PERFILES / FIXATION DES PROFILÉS / BEFESTIGUNG DER PROFILE

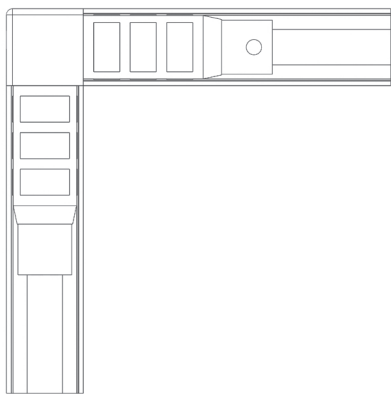
Il fissaggio tra i vari profili avviene tramite i giunti ad incastro:

The fastenings between the various profiles use interlocking joints:

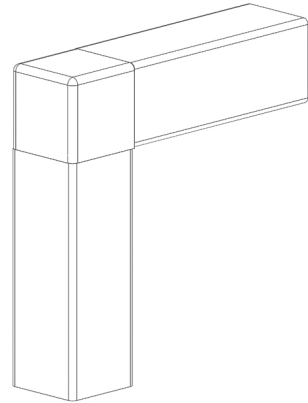
La fijación entre los distintos perfiles se realiza mediante las uniones por encaje:

La fixation des différents profilés les uns aux autres s'effectue au moyen de joints à encastrement:


Die Befestigung zwischen den verschiedenen Profilen erfolgt mittels Steckverbindungen:



FISSAGGIO AD INCASTRO
INTERLOCKING FASTENING
FIJACIÓN POR ENCAJE
FIXATION À ENCASTREMENT
STECKBEFESTIGUNG



25x25



CODICE	lx cm ⁴	ly cm ⁴	wx cm ³	wy cm ³	mm ²	Kg/m
B25025A	1,37	1,37	1,10	1,10	149,06	0,40

Alluminio Anodizzato

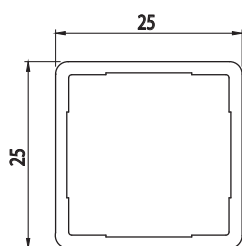
Anodised Aluminium - Aluminium anodisé
Aluminio anodizado - Eloxiertes Aluminium

Colore naturale

Natural colour - Couleur naturelle
Color natural - Natürliche Farbe
L=6,040 mm

A richiesta anod. elox B25025E


B25025E elox anod. coating on request -
Sur demande anod. elox B25025E
Bajo solicitud, anod. Elox B25025E - Auf
Anfrage eloxiert elox B25025E



Tappo - Cap - Tapón - Embout - Abdeckkappe

CODICE	Materiale	g	Colore
C030125	PA	8	■

25x25



CODICE	lx cm ⁴	ly cm ⁴	wx cm ³	wy cm ³	mm ²	Kg/m
B25021A	2,21	3,61	1,77	1,72	268,06	0,72

Alluminio Anodizzato

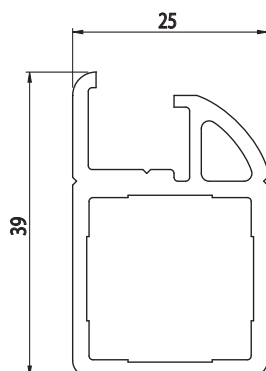
Anodised Aluminium - Aluminium anodisé
Aluminio anodizado - Eloxiertes Aluminium

Colore naturale


Natural colour - Couleur naturelle
Color natural - Natürliche Farbe
L=6,040 mm

A richiesta anod. elox B25021E

B25021E elox anod. coating on request -
Sur demande anod. elox B25021E
Bajo solicitud, anod. Elox B25021E - Auf
Anfrage eloxiert elox B25021E



25x25



CODICE	lx cm ⁴	ly cm ⁴	wx cm ³	wy cm ³	mm ²	Kg/m
B25022A	2,89	7,59	2,31	2,92	360,22	0,97

Alluminio Anodizzato

Anodised Aluminium - Aluminium anodisé
Aluminio anodizado - Eloxiertes Aluminium

Colore naturale

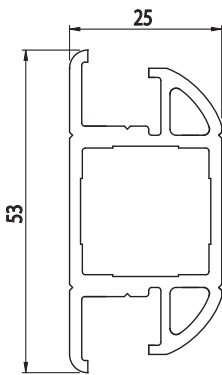
Natural colour - Couleur naturelle
Color natural - Natürliche Farbe

L=6,040 mm


A richiesta anod. elox B25022E

B25022E elox anod. coating on request -
Sur demande anod. elox B25022E

Bojo solicitud, anod. Elox B25022E - Auf
Anfrage eloxiert elox B25022E



25x25



CODICE	lx cm ⁴	ly cm ⁴	wx cm ³	wy cm ³	mm ²	Kg/m
B25024A	0,16	0,75	0,13	0,75	113,34	0,31

Alluminio Anodizzato

Anodised Aluminium - Aluminium anodisé
Aluminio anodizado - Eloxiertes Aluminium

Colore naturale

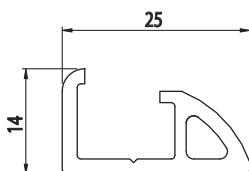
Natural colour - Couleur naturelle
Color natural - Natürliche Farbe

L=6,040 mm

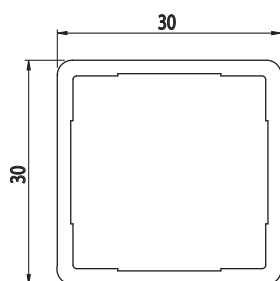

A richiesta anod. elox B25024E

B25024E elox anod. coating on request -
Sur demande anod. elox B25024E

Bojo solicitud, anod. Elox B25024E - Auf
Anfrage eloxiert elox B25024E



30x30



CODICE	lx cm ⁴	ly cm ⁴	wx cm ³	wy cm ³	mm ²	Kg/m
B30030A	2,84	2,84	1,89	1,89	214,65	0,58

Alluminio Anodizzato

Anodised Aluminium - Aluminium anodisé
Aluminio anodizado - Eloxiertes Aluminium

Colore naturale

Natural colour - Couleur naturelle
Color natural - Natürliche Farbe
L=6,040 mm

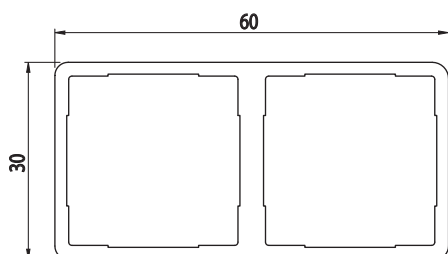

A richiesta anod. elox B30030E

B30030E elox anod. coating on request -
Sur demande anod. elox B30030E
Bajo solicitud, anod. Elox B30030E - Auf
Anfrage eloxiert elox B30030E

Tappo - Cap - Tapón - Embout - Abdeckkappe

CODICE	Materiale	g	Colore
C030130	PA	8	■

30x60



CODICE	lx cm ⁴	ly cm ⁴	wx cm ³	wy cm ³	mm ²	Kg/m
B30060A	5,73	15,23	3,82	5,08	432,12	1,17

Alluminio Anodizzato

Anodised Aluminium - Aluminium anodisé
Aluminio anodizado - Eloxiertes Aluminium

Colore naturale

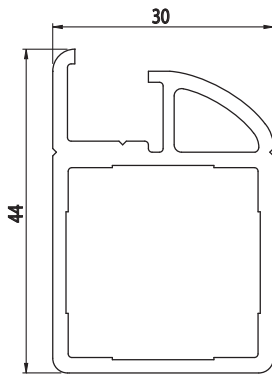

Natural colour - Couleur naturelle
Color natural - Natürliche Farbe
L=6,040 mm

A richiesta anod. elox B30060E

B30060E elox anod. coating on request -
Sur demande anod. elox B30060E
Bajo solicitud, anod. Elox B30060E - Auf
Anfrage eloxiert elox B30060E

30x30

CODICE	lx cm ⁴	ly cm ⁴	wx cm ³	wy cm ³	mm ²	Kg/m
B30031A	3,79	5,87	1,92	3,90	314,64	0,85



Alluminio Anodizzato

Anodised Aluminium - Aluminium anodisé
Aluminio anodizado - Eloxiertes Aluminium

Colore naturale

Natural colour - Couleur naturelle
Color natural - Natürliche Farbe

L=6,040 mm

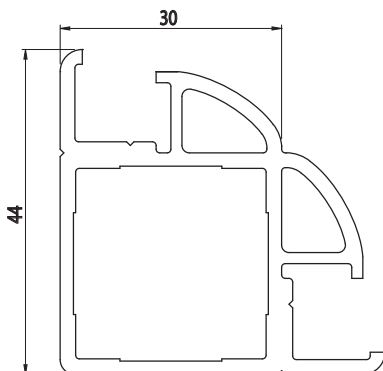

A richiesta anod. elox B30031E

B30031E elox anod. coating on request -
Sur demande anod. elox B30031E

Bojo sollicitud, anod. Elox B30031E - Auf
Anfrage eloxiert elox B30031E

30x30

CODICE	lx cm ⁴	ly cm ⁴	wx cm ³	wy cm ³	mm ²	Kg/m
B30033A	7,34	7,34	3,67	3,67	414,32	1,12



Alluminio Anodizzato

Anodised Aluminium - Aluminium anodisé
Aluminio anodizado - Eloxiertes Aluminium

Colore naturale

Natural colour - Couleur naturelle
Color natural - Natürliche Farbe

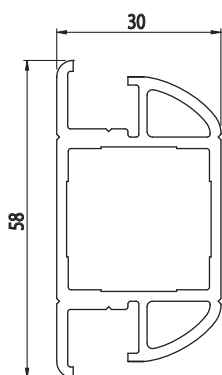

L=6,040 mm

A richiesta anod. elox B30033E

B30033E elox anod. coating on request -
Sur demande anod. elox B30033E

Bojo sollicitud, anod. Elox B30033E - Auf
Anfrage eloxiert elox B30033E

30x30



CODICE	lx cm ⁴	ly cm ⁴	wx cm ³	wy cm ³	mm ²	Kg/m
B30032A	4,81	11,48	3,21	3,83	414,63	1,13

Alluminio Anodizzato

Anodised Aluminium - Aluminium anodisé
Aluminio anodizado - Eloxiertes Aluminium

Colore naturale

Natural colour - Couleur naturelle
Color natural - Natürliche Farbe

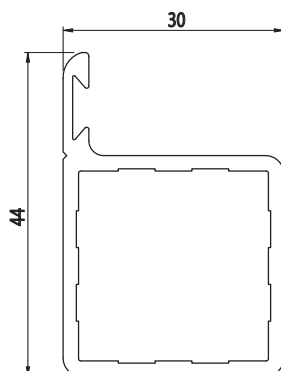

L=6,040 mm

A richiesta anod. elox B30032E

B30032E elox anod. coating on request -
Sur demande anod. elox B30032E

Bajo solicitud, anod. Elox B30032E - Auf
Anfrage eloxiert elox B30032E

30x30



CODICE	lx cm ⁴	ly cm ⁴	wx cm ³	wy cm ³	mm ²	Kg/m
B30052A	4,23	3,35	2,33	1,98	250,56	0,68

Alluminio Anodizzato

Anodised Aluminium - Aluminium anodisé
Aluminio anodizado - Eloxiertes Aluminium

Colore naturale

Natural colour - Couleur naturelle
Color natural - Natürliche Farbe


L=6,040 mm

A richiesta anod. elox B30052E

B30052E elox anod. coating on request -
Sur demande anod. elox B30052E

Bajo solicitud, anod. Elox B30052E - Auf
Anfrage eloxiert elox B30052E

30x30



CODICE	lx cm ⁴	ly cm ⁴	wx cm ³	wy cm ³	mm ²	Kg/m
B30040A	3,99	2,94	2,10	1,96	242,49	0,65

Alluminio Anodizzato

Anodised Aluminium - Aluminium anodisé
Aluminio anodizado - Eloxiertes Aluminium

Colore naturale

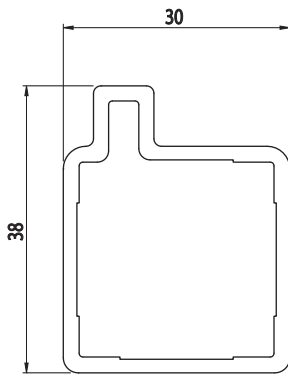
Natural colour - Couleur naturelle
Color natural - Natürliche Farbe

L=6,040 mm


A richiesta anod. elox B30040E

B30040E elox anod. coating on request -
Sur demande anod. elox B30040E

Bojo sollicitud, anod. Elox B30040E - Auf
Anfrage eloxiert elox B30040E



30x30



CODICE	lx cm ⁴	ly cm ⁴	wx cm ³	wy cm ³	mm ²	Kg/m
B30050A	12,02	22,68	6,01	7,56	673,67	1,82

Alluminio Anodizzato

Anodised Aluminium - Aluminium anodisé
Aluminio anodizado - Eloxiertes Aluminium

Colore naturale

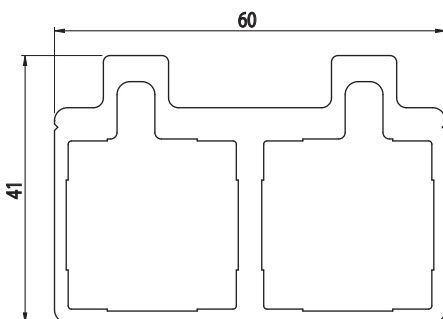
Natural colour - Couleur naturelle
Color natural - Natürliche Farbe

L=6,040 mm

A richiesta anod. elox B30050E


B30050E elox anod. coating on request -
Sur demande anod. elox B30050E

Bojo sollicitud, anod. Elox B30050E - Auf
Anfrage eloxiert elox B30050E



30x30

CODICE	lx cm ⁴	ly cm ⁴	wx cm ³	wy cm ³	mm ²	Kg/m
B30034A	0,19	1,17	0,13	0,78	131,95	0,36



Alluminio Anodizzato

Anodised Aluminium - Aluminium anodisé
Aluminio anodizado - Eloxiertes Aluminium

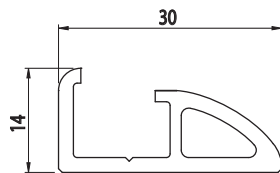
Colore naturale

Natural colour - Couleur naturelle
Color natural - Natürliche Farbe

L=6,040 mm


A richiesta anod. elox B30034E

B30034E elox anod. coating on request -
Sur demande anod. elox B30034E
Bajo solicitud, anod. Elox B30034E - Auf
Anfrage eloxiert elox B30034E



25x25

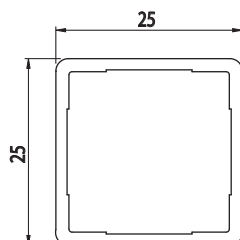
CODICE	lx cm ⁴	ly cm ⁴	wx cm ³	wy cm ³	mm ²	Kg/m
B040925	1,37	1,37	1,10	1,10	149,06	1,18



Acciaio Inox


Stainless steel - Acier inox
Acero inoxidable - Rostfreier Stahl

L=6,040 mm

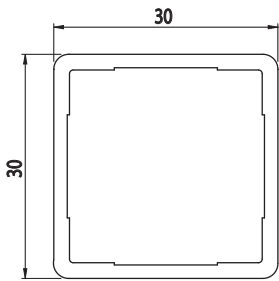


30x30

CODICE	lx cm ⁴	ly cm ⁴	wx cm ³	wy cm ³	mm ²	Kg/m
B040930	3,99	2,94	2,10	1,96	214,65	1,70

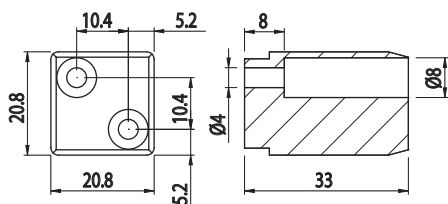



Acciaio Inox
 Stainless steel - Acier inox
 Acero inoxidable - Rostfreier Stahl
L=6,040 mm



GIUNTO 1 VIA Q25

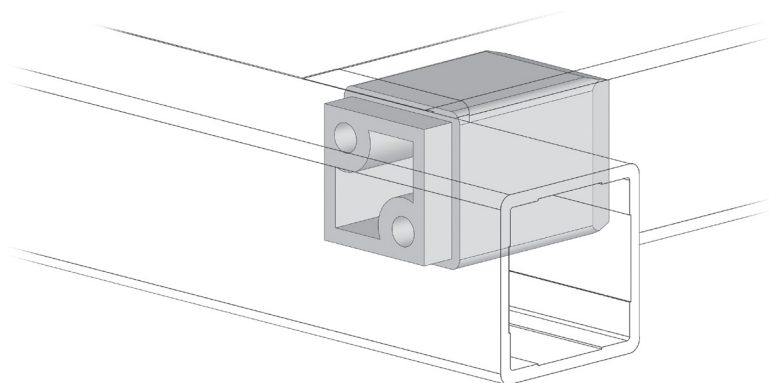
1-WAY JOINT Q25
EMPALME 1 VÍA Q25
JOINT 1 VOIE Q25
EIN-WEGE-VERBINDER Q25



CODICE	Note	g
F025101	Per profilo 25x25, da usare con F025201 - For 25x25 profile, for use with F025201 - Para perfil 25x25, usar con F025201 - Pour profilé 25x25, à utiliser avec F025201 - Für Profil 25x25, mit F025201 zu verwenden	15

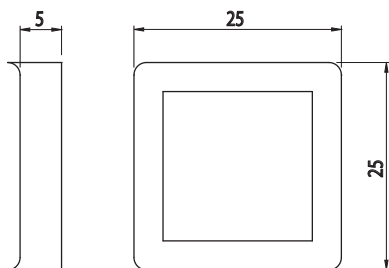

Poliammide grigia

Grey polyamide - Polyamide gris
Poliamida color gris - Polyamid grau



DISTANZIALE GIUNTO 1 VIA Q25

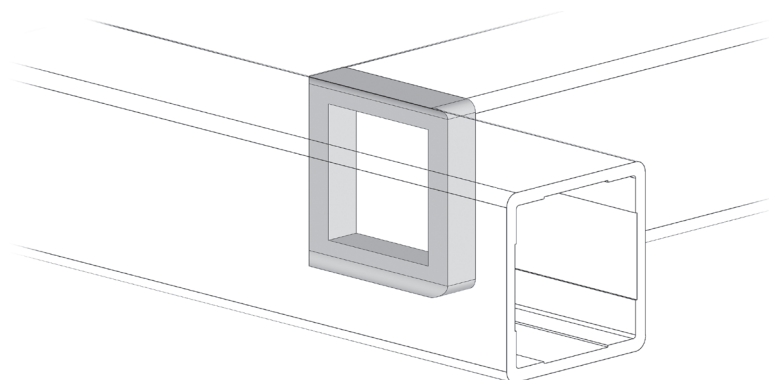
1-WAY JOINT SPACER Q25
DISTANCIADOR EMPALME 1 VÍA Q25
ÉCARTEUR JOINT 1 VOIE Q25
Distanzstück EIN-WEGE-VERBINDER Q25



CODICE	Note	g
F025201	Per profilo 25x25, da usare con F025101 - For 25x25 profile, for use with F025101 - Para perfil 25x25, usar con F025101 - Pour profilé 25x25, à utiliser avec F025101 - Für Profil 25x25, mit F025101 zu verwenden	5

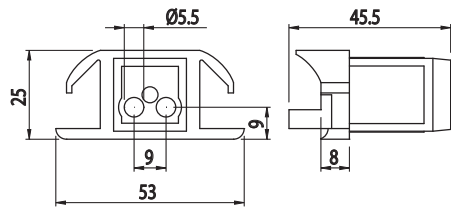

Poliammide grigia

Grey polyamide - Polyamide gris
Poliamida color gris - Polyamid grau



GIUNTO 1 VIA Q25

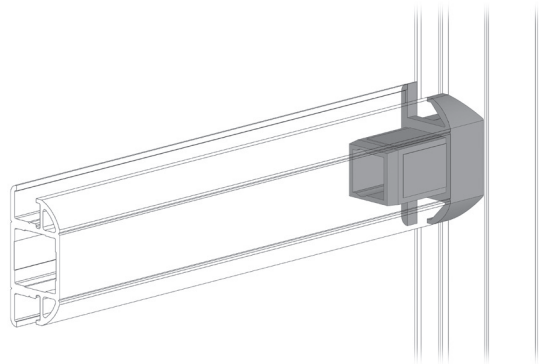
1-WAY JOINT Q25
 EMPALME 1 VÍA Q25
 JOINT 1 VOIE Q25
 EIN-WEGE-VERBINDER Q25



CODICE	Note	g
F025107	Per profilo 25x25 B25022A - For 25x25 profile B25022A - Para perfil 25x25 B25022A - Pour profilé 25x25 B25022A - Für Profil 25x25 B25022A	20

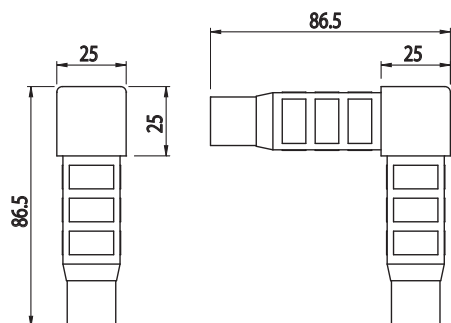

Poliammide grigia

Grey polyamide - Polyamide gris
 Poliamida color gris - Polyamid grau



GIUNTO 2 VIE Q25

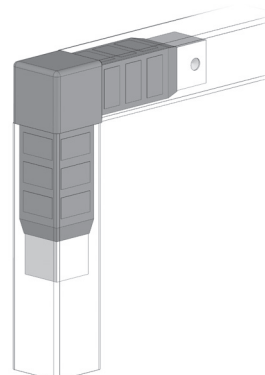
2-WAY JOINT Q25
 EMPALME 2 VÍAS Q25
 JOINT 2 VOIES Q25
 ZWEI-WEGE-VERBINDER Q25



CODICE	Note	g
F025102	Per profilo 25x25 - For 25x25 profile - Para perfil 25x25 - Pour profilé 25x25 - Für Profil 25x25	130

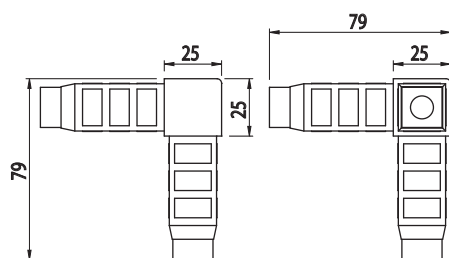

Poliammide grigia

Grey polyamide - Polyamide gris
 Poliamida color gris - Polyamid grau



GIUNTO 3 VIE Q25

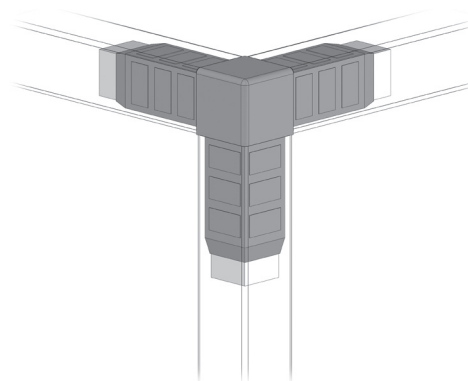
3-WAY JOINT Q25
EMPALME 3 VÍAS Q25
JOINT 3 VOIES Q25
DREI-WEGE-VERBINDER Q25



CODICE	Note	g
F025103	Per profilo 25x25 - For 25x25 profile - Para perfil 25x25 - Pour profilé 25x25 - Für Profil 25x25	170

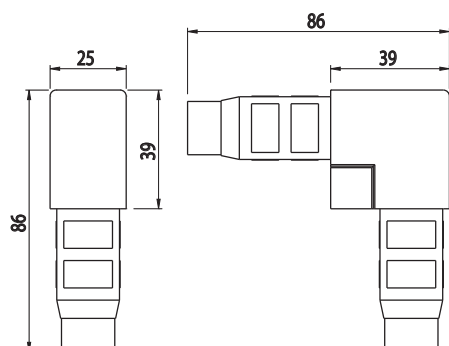

Poliammide grigia

Grey polyamide - Polyamide gris
Poliamida color gris - Polyamid grau



GIUNTO 2 VIE Q25

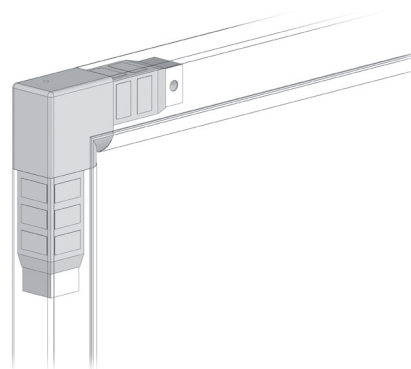
2-WAY JOINT Q25
EMPALME 2 VÍAS Q25
JOINT 2 VOIES Q25
ZWEI-WEGE-VERBINDER Q25



CODICE	Note	g
F025105	Per profilo 25x25 con cornice integrata - For 25x25 profile with integrated frame - Para perfil 25x25 con marco integrado - Pour profilé 25x25 avec cadre intégré - Für Profil 25x25 mit integriertem Rahmen	135

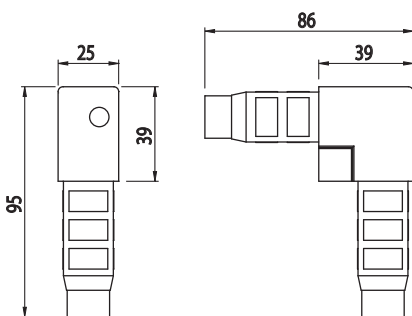

Poliammide grigia

Grey polyamide - Polyamide gris
Poliamida color gris - Polyamid grau



GIUNTO 2 VIE Q25

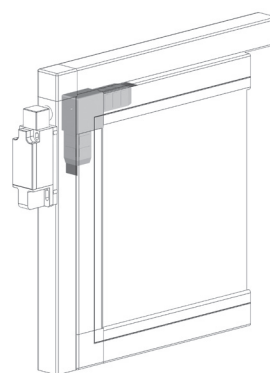
2-WAY JOINT Q25
 EMPALME 2 VÍAS Q25
 JOINT 2 VOIES Q25
 ZWEI-WEGE-VERBINDER Q25



CODICE	Note	g
T025105SX	Per profilo 25x25 con cornice integrata e soffietto - For 25x25 profile with integrated frame and bellows - Para perfil 25x25 con marco integrado y fuelle - Pour profilé 25x25 avec cadre intégré et soufflet - Für Profil 25x25 mit integriertem Rahmen und Falttür	135

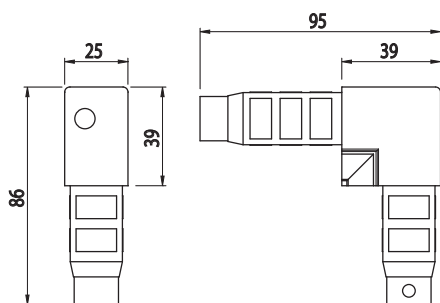

Poliammide grigia

Grey polyamide - Polyamide gris
 Poliamida color gris - Polyamid grau



GIUNTO 2 VIE Q25

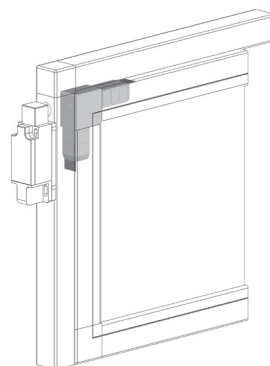
2-WAY JOINT Q25
 EMPALME 2 VÍAS Q25
 JOINT 2 VOIES Q25
 ZWEI-WEGE-VERBINDER Q25



CODICE	Note	g
T025105DX	Per profilo 25x25 con cornice integrata e soffietto - For 25x25 profile with integrated frame and bellows - Para perfil 25x25 con marco integrado y fuelle - Pour profilé 25x25 avec cadre intégré et soufflet - Für Profil 25x25 mit integriertem Rahmen und Falttür	135

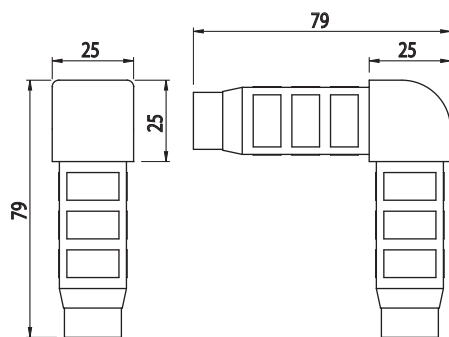

Poliammide grigia

Grey polyamide - Polyamide gris
 Poliamida color gris - Polyamid grau



GIUNTO 2 VIE Q25 ARROTONDATO

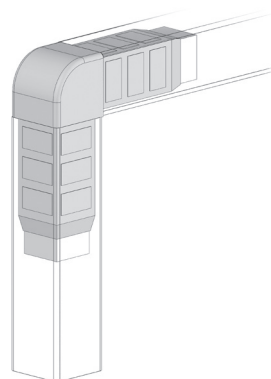
ROUNDED 2-WAY JOINT Q25
 EMPALME 2 VÍAS Q25 REDONDEADO
 JOINT 2 VOIES Q25 ARRONDI
 ZWEI-WEGE-VERBINDER Q25 ABGERUNDET



CODICE	Note	g
F025115	Per profilo 25x25 - For 25x25 profile - Para perfil 25x25 - Pour profilé 25x25 - Für Profil 25x25	120

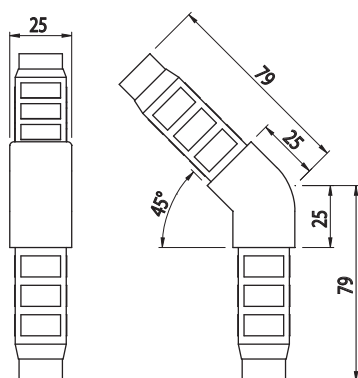

Poliammide grigia

Grey polyamide - Polyamide gris
 Poliamida color gris - Polyamid grau



GIUNTO 2 VIE Q25 45°

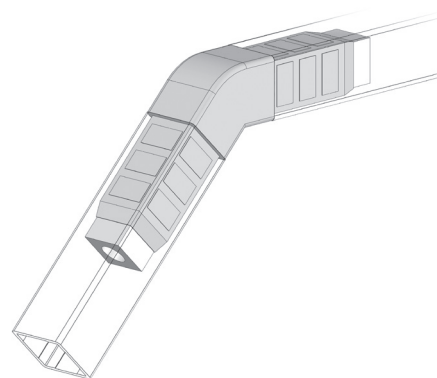
45° 2-WAY JOINT Q25
 EMPALME 2 VÍAS Q25 45°
 JOINT 2 VOIES Q25 45°
 ZWEI-WEGE-VERBINDER Q25 45°



CODICE	Note	g
F025145	Per profilo 25x25 - For 25x25 profile - Para perfil 25x25 - Pour profilé 25x25 - Für Profil 25x25	140

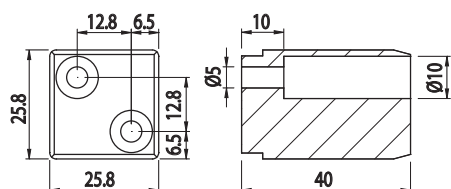

Poliammide grigia

Grey polyamide - Polyamide gris
 Poliamida color gris - Polyamid grau



GIUNTO 1 VIA Q30

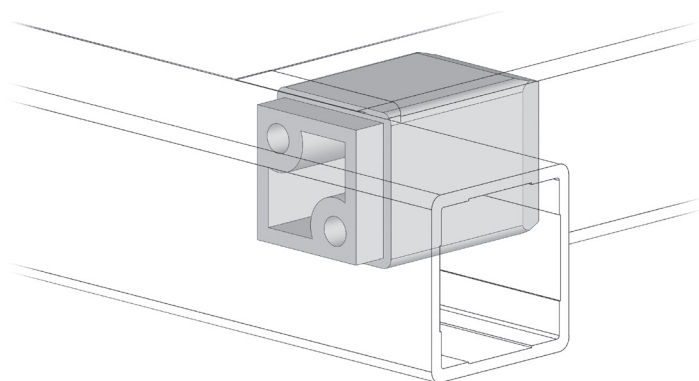
1-WAY JOINT Q30
EMPALME 1 VÍA Q30
JOINT 1 VOIE Q30
EIN-WEGE-VERBINDER Q30



CODICE	Note	g
F030101	Per profilo 30x30, da usare con F030201 - For 30x30 profile, for use with F030201 - Para perfil 30x30, usar con F030201 - Pour profilé 30x30, à utiliser avec F030201 - Für Profil 30x30, mit F030201 zu verwenden	18

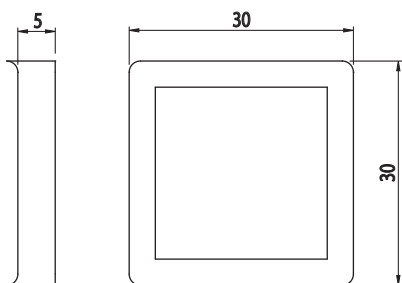

Poliammide grigia

Grey polyamide - Polyamide gris
Poliamida color gris - Polyamid grau



DISTANZIALE GIUNTO 1 VIA Q30

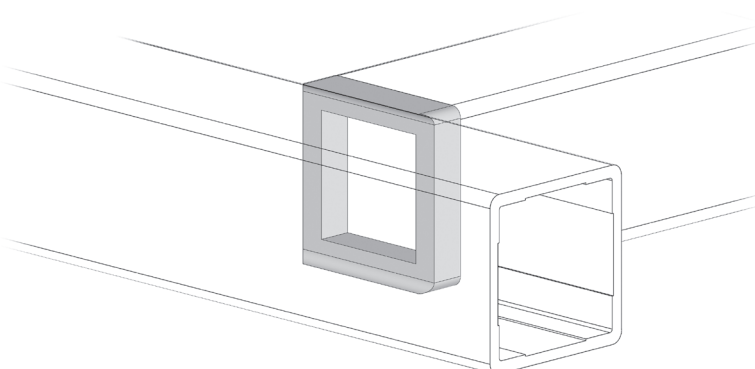
1-WAY JOINT SPACER Q30
DISTANCIADOR EMPALME 1 VÍA Q30
ÉCARTEUR JOINT 1 VOIE Q30
DISTANZSTÜCK EIN-WEGE-VERBINDER Q30



CODICE	Note	g
F030201	Per profilo 30x30, da usare con F030101 - For 30x30 profile, for use with F030101 - Para perfil 30x30, usar con F030101 - Pour profilé 30x30, à utiliser avec F030101 - Für Profil 30x30, mit F030101 zu verwenden	6

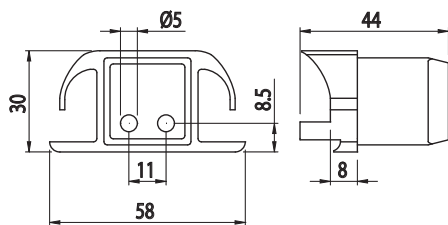

Poliammide grigia

Grey polyamide - Polyamide gris
Poliamida color gris - Polyamid grau



GIUNTO 1 VIA Q30

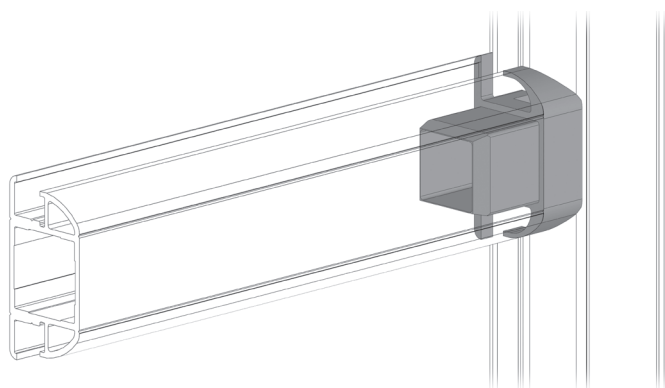
1-WAY JOINT Q30
 EMPALME 1 VÍA Q30
 JOINT 1 VOIE Q30
 EIN-WEGE-VERBINDER Q30



CODICE	Note	g
F030107	Per profilo 30x30 B30032A - For 30x30 profile B30032A - Para perfil 30x30 B30032A - Pour profilé 30x30 B30032A - Für Profil 30x30 B30032A	25

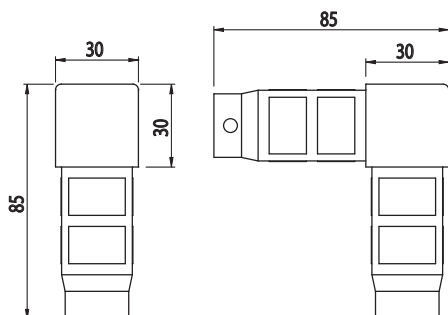

Poliammide grigia

Grey polyamide - Polyamide gris
 Poliamida color gris - Polyamid grau



GIUNTO 2 VIE Q30

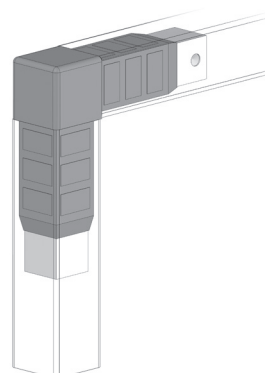
2-WAY JOINT Q30
 EMPALME 2 VÍAS Q30
 JOINT 2 VOIES Q30
 ZWEI-WEGE-VERBINDER Q30



CODICE	Note	g
F030102	Per profilo 30x30 - For 30x30 profile - Para perfil 30x30 - Pour profilé 30x30 - Für Profil 30x30	190

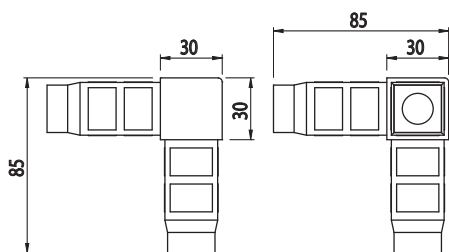

Poliammide grigia

Grey polyamide - Polyamide gris
 Poliamida color gris - Polyamid grau



GIUNTO 3 VIE Q30

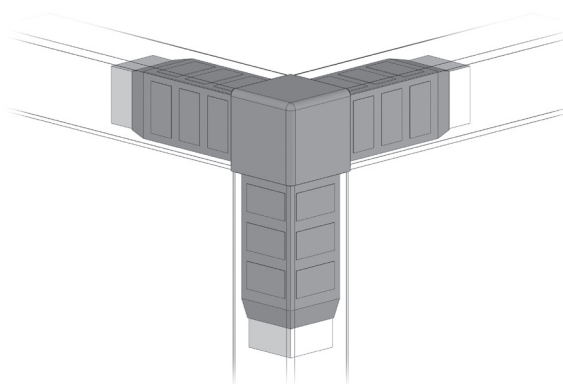
3-WAY JOINT Q30
 EMPALME 3 VÍAS Q30
 JOINT 3 VOIES Q30
 DREI-WEGE-VERBINDER Q30



CODICE	Note	g
F030103	Per profilo 30x30 - For 30x30 profile - Para perfil 30x30 - Pour profilé 30x30 - Für Profil 30x30	230

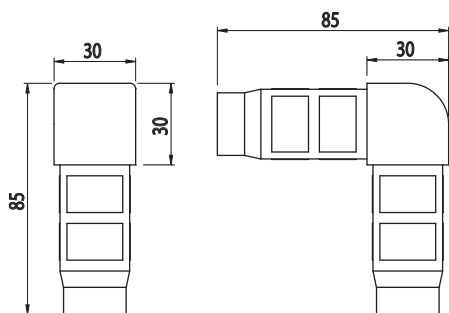

Poliammide grigia

Grey polyamide - Polyamide gris
 Poliamida color gris - Polyamid grau



GIUNTO 2 VIE Q30 ARROTONDATO

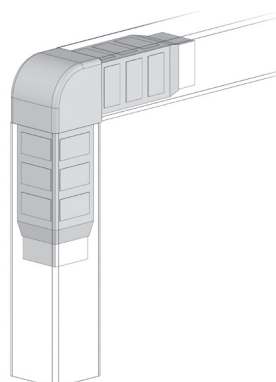
ROUNDED 2-WAY JOINT Q30
 EMPALME 2 VÍAS Q30 REDONDEADO
 JOINT 2 VOIES Q30 ARRONDI
 ZWEI-WEGE-VERBINDER Q30 ABGERUNDET



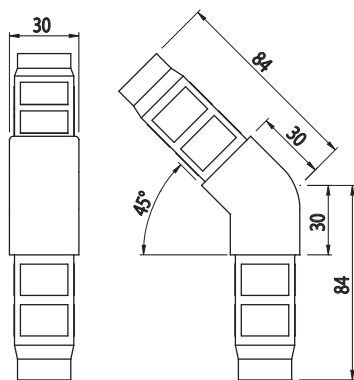

CODICE	Note	g
F030115	Per profilo 30x30 - For 30x30 profile - Para perfil 30x30 - Pour profilé 30x30 - Für Profil 30x30	170

Poliammide grigia

Grey polyamide - Polyamide gris
 Poliamida color gris - Polyamid grau

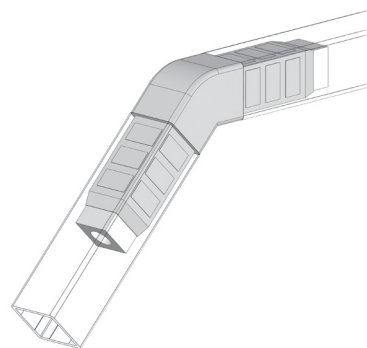


GIUNTO 2 VIE Q30 45°
 45° 2-WAY JOINT Q30
 EMPALME 2 VÍAS Q30 45°
 JOINT 2 VOIES Q30 45°
 ZWEI-WEGE-VERBINDER Q30 45°

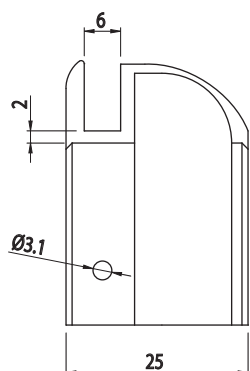


CODICE	Note	g
F030145	Per profilo 30x30 - For 30x30 profile - Para perfil 30x30 - Pour profilé 30x30 - Für Profil 30x30	190

Poliammide grigia
 Grey polyamide - Polyamide gris
 Poliamida color gris - Polyamid grau

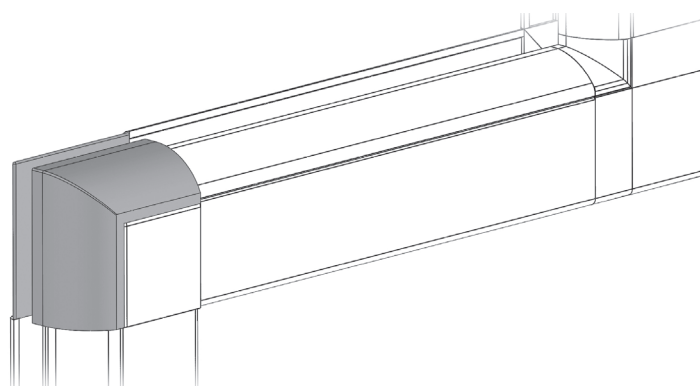


CORNICE 2 VIE Q25
 2-WAY FRAME Q25
 MARCO 2 VÍAS Q25
 CADRE 2 VOIES Q25
 ZWEI-WEGE-RAHMEN Q25

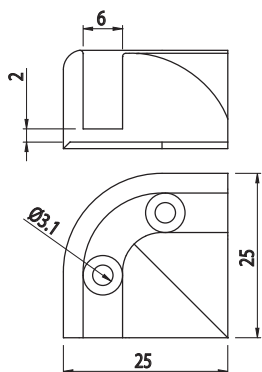


CODICE	Note	g
F025290	Per profilo 25x25 - For 25x25 profile - Para perfil 25x25 - Pour profilé 25x25 - Für Profil 25x25	10

Poliammide grigia
 Grey polyamide - Polyamide gris
 Poliamida color gris - Polyamid grau

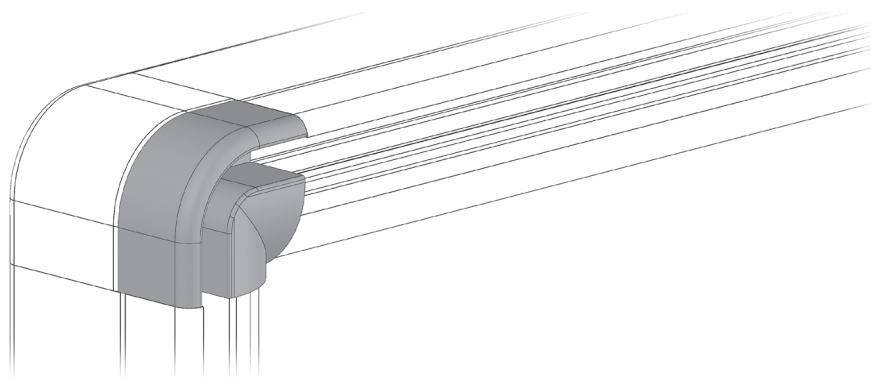


CORNICE 2 VIE Q25 ARROTONDATO
 ROUNDED 2-WAY FRAME Q25
 MARCO 2 VÍAS Q25 REDONDEADO
 CADRE 2 VOIES Q25 ARRONDI
 ZWEI-WEGE-RAHMEN Q25 ABGERUNDET

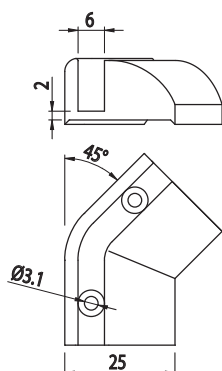



CODICE	Note	g
F025215	Per profilo 25x25 con giunto F025115 - For 25x25 profile with F025115 joint - Para perfil 25x25 con unión F025115 - Pour profilé 25x25 avec joint F025115 - Für Profil 25x25 mit Verbinder F025115	6

Poliammide grigia
 Grey polyamide - Polyamide gris
 Poliamida color gris - Polyamid grau

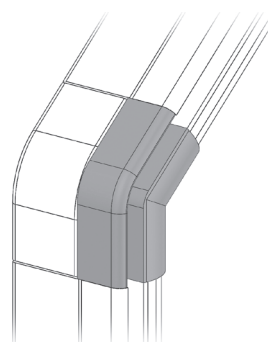


CORNICE 2 VIE Q25 45°
 45° 2-WAY FRAME Q25
 MARCO 2 VÍAS Q25 45°
 CADRE 2 VOIES Q25 45°
 ZWEI-WEGE-RAHMEN Q25 45°



CODICE	Note	g
F025245	Per profilo 25x25 con giunto F025145 - For 25x25 profile with F025145 joint - Para perfil 25x25 con unión F025145 - Pour profilé 25x25 avec joint F025145 - Für Profil 25x25 mit Verbinder F025145	6

Poliammide grigia
 Grey polyamide - Polyamide gris
 Poliamida color gris - Polyamid grau



CORNICE 2 VIE Q30

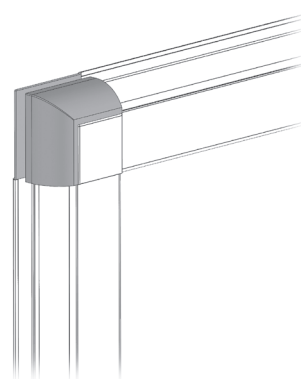
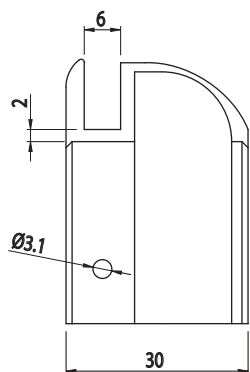
2-WAY FRAME Q30
 MARCO 2 VÍAS Q30
 CADRE 2 VOIES Q30
 ZWEI-WEGE-RAHMEN Q30



CODICE	Note	g
F030290	Per profilo 30x30 - For 30x30 profile - Para perfil 30x30 - Pour profilé 30x30 - Für Profil 30x30	8

Poliammide grigia

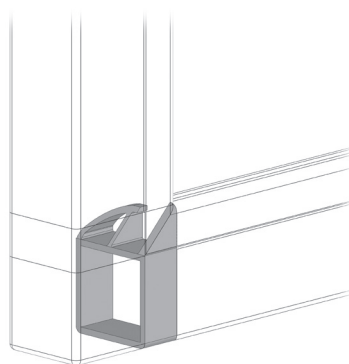
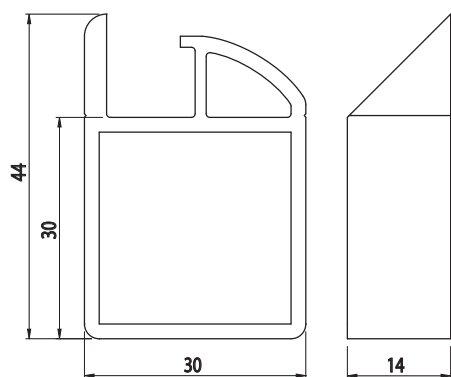

Grey polyamide - Polyamide gris
 Poliamida color gris - Polyamid grau



COLLARE DESTRO Q30

RIGHT-HAND COLLAR Q30
 ABRAZADERA DERECHA Q30
 COLLIER DROIT Q30
 ADAPTER FÜR STUFENFREIE VERBINDUNGEN RECHTS Q30

CODICE	Note	g
F030231	Per profilo 30x30 - For 30x30 profile - Para perfil 30x30 - Pour profilé 30x30 - Für Profil 30x30	12



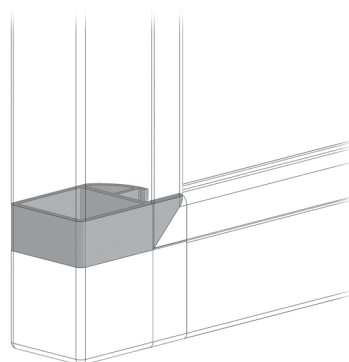
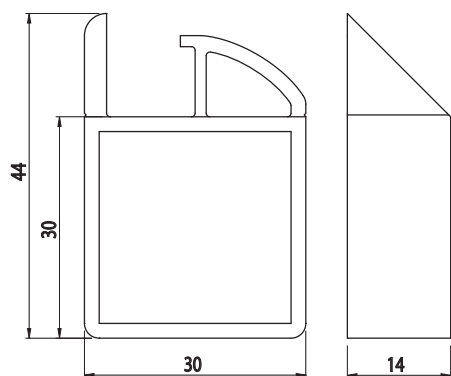

Poliammide grigia

Grey polyamide - Polyamide gris
 Poliamida color gris - Polyamid grau

COLLARE SINISTRO Q30

LEFT-HAND COLLAR Q30
 ABRAZADERA IZQUIERDA Q30
 COLLIER GAUCHE Q30
 ADAPTER FÜR STUFENFREIE VERBINDUNGEN LINKS Q30

CODICE	Note	g
F030232	Per profilo 30x30 - For 30x30 profile - Para perfil 30x30 - Pour profilé 30x30 - Für Profil 30x30	12

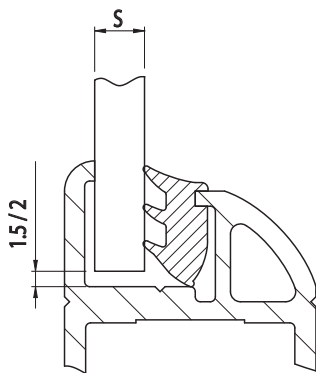



Poliammide grigia

Grey polyamide - Polyamide gris
 Poliamida color gris - Polyamid grau

GUARNIZIONE PER PANNELLI

PANEL GASKET
 JUNTA PARA PANELES
 JOINT POUR PANNEAUX
 DICHTUNG FÜR PLATTEN



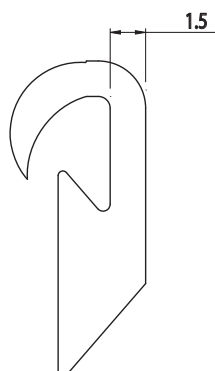

CODICE	S	Colore		g/m
084.512.006	1	■	90 m	106
5004/3170	2	■	120 m	100

Gomma termoplastica

Thermoplastic rubber - Caoutchouc thermoplastique
 Goma termoplástica - Thermoplastischer Gummi

GUARNIZIONE DI TENUTA

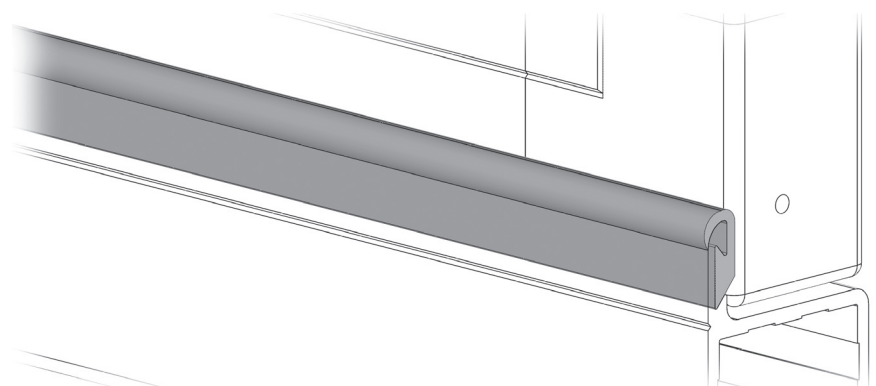
SEAL
 JUNTA DE ESTANQUEIDAD
 JOINT D'ÉTANCHÉITÉ
 DICHTUNG



CODICE	Note	g/m
F021103	Per profilo 30x30 - For 30x30 profile - Para perfil 30x30 - Pour profilé 30x30 - Für Profil 30x30	80


PVC nero

Black PVC - PVC noir
 PVC color negro - PVC schwarz

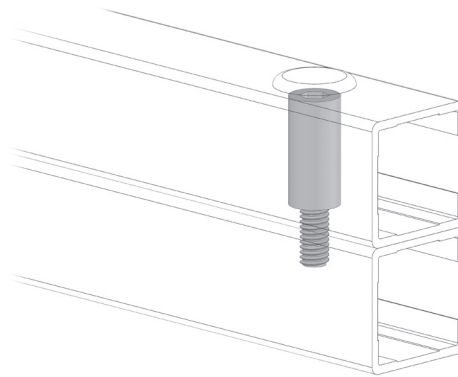
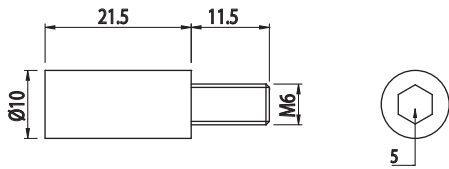


PERNO FILETTATO
 THREADED PIN
 PERNO ROSCADO
 TIGE FILETÉE
 GEWINDEBOLZEN

CODICE	Note	g
T010204	M6x12	14




Acciaio zincato
 Galvanised steel - Acier zingué
 Acero galvanizado - Verzinkter Stahl

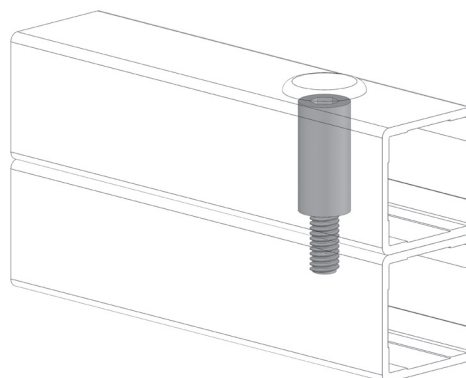
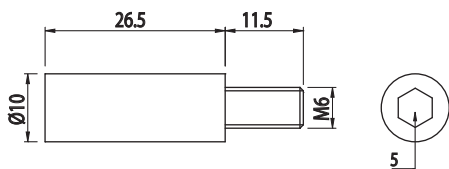


PERNO FILETTATO
 THREADED PIN
 PERNO ROSCADO
 TIGE FILETÉE
 GEWINDEBOLZEN

CODICE	Note	g
T010205	M6x12	17




Acciaio zincato
 Galvanised steel - Acier zingué
 Acero galvanizado - Verzinkter Stahl

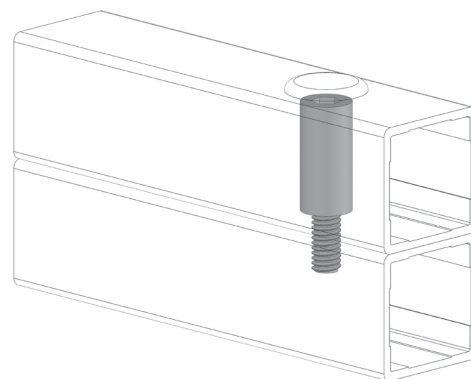
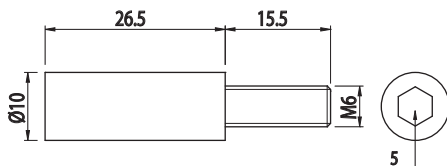


PERNO FILETTATO
 THREADED PIN
 PERNO ROSCADO
 TIGE FILETÉE
 GEWINDEBOLZEN

CODICE	Note	g
T010206	M6x16	18



Acciaio zincato
 Galvanised steel - Acier zingué
 Acero galvanizado - Verzinkter Stahl

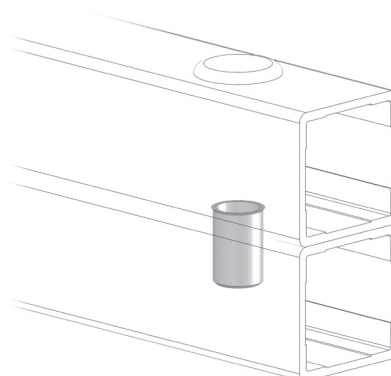
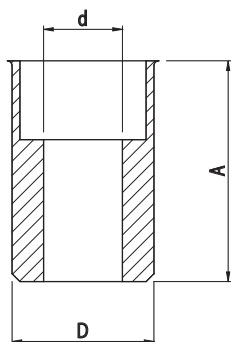


BOCCOLA FILETTATA
 THREADED BUSHING
 CASQUILLO ROSCADO
 DOUILLE FILETÉE
 GEWINDEBUCHSE

CODICE	Note	d	A	D	B	s	g
084.312.005	-	M6	14	9	-	-	2



Acciaio zincato
 Zinc plated steel - Acier zingué
 Acero galvanizado - Verzinkter Stahl

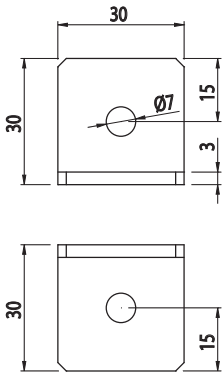



SUPPORTO PROTEZIONE

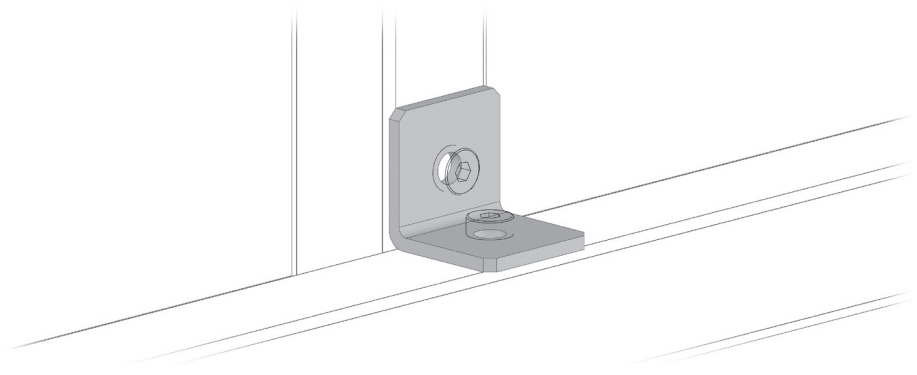
PROTECTION SUPPORT
SOPORTE PROTECCIÓN
SUPPORT PROTECTION
SCHUTZHALTERUNG

STAINLESS STEEL

CODICE	Note	g
T090016	Angolare - Angle - Angulo - Cornière - Winkelstück	37



Acciaio inox
Stainless steel - Acier inox
Acero inoxidable - Rostfreier Stahl




SUPPORTO PROTEZIONE

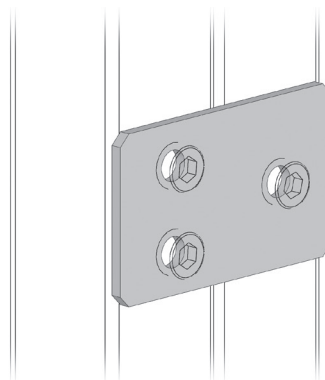
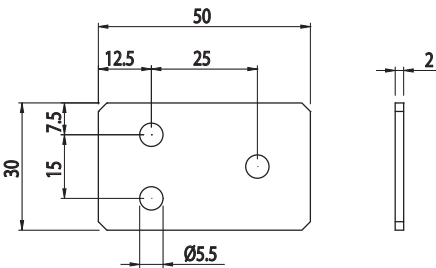
PROTECTION SUPPORT
SOPORTE PROTECCIÓN
SUPPORT PROTECTION
SCHUTZHALTERUNG

STAINLESS STEEL

CODICE	Note	g
T090027	Per giunzione profili - For profiles connection - Para conectar los perfiles - Pour la connection des profilés - Für die Verbindung von Profilen	22




Acciaio inox
Stainless steel - Acier inox
Acero inoxidable - Rostfreier Stahl



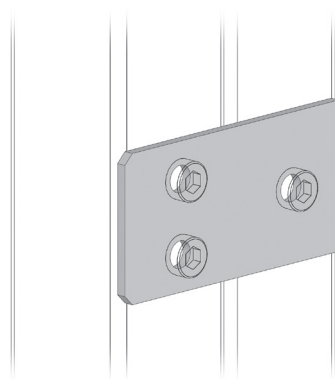
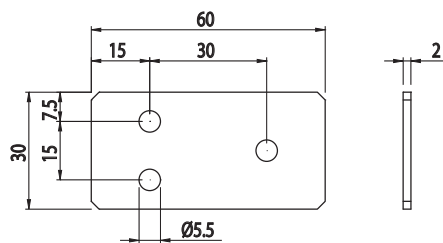
SUPPORTO PROTEZIONE
 PROTECTION SUPPORT
 SOPORTE PROTECCIÓN
 SUPPORT PROTECTION
 SCHUTZHALTERUNG

STAINLESS STEEL

CODICE	Note	g
T090017	Per giunzione profili - For profiles connection - Para conectar los perfiles - Pour la connection des profilés - Für die Verbindung von Profilen	26

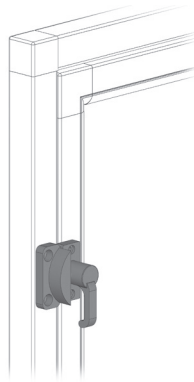
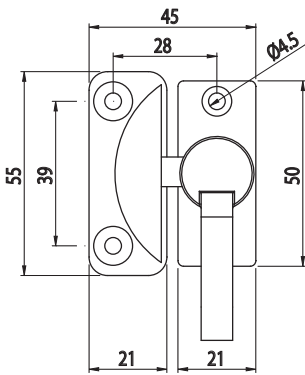



Acciaio inox
 Stainless steel - Acier inox
 Acero inoxidable - Rostfreier Stahl



SCROCCHETTO CHIUDI ANTA

DOOR LEAF CLOSURE
CIERRE
LOQUET FERMETURE BATTANT
TÜRVERSCHLUSS



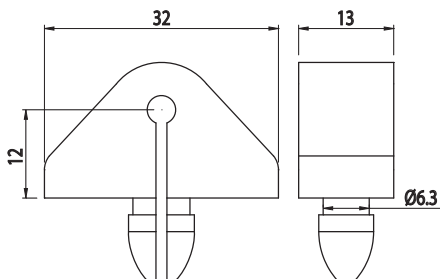
CODICE	Note	g
084.517.001	Poliammide nero - Black polyamide - Poliamida color negro - Polyamide noir - Polyamid schwarz	34

1 Dx + 1 Sx completo di viti autofilettanti

1 RH + 1 LH complete with self-tapping screws - 1 droit + 1 gauche doté de vis taraudeuses
1 dcho. + 1 izdo., incluye tornillos autorroscantes - 1 Re + 1 Li einschließlich gewindeformender Schrauben

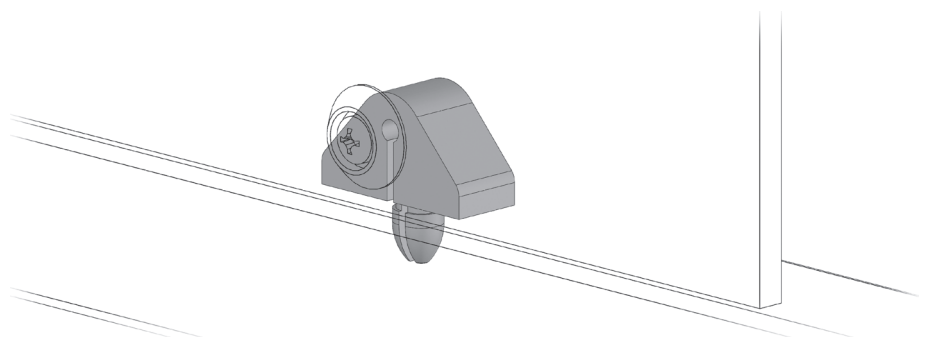
FERMAPANNELLO

PANEL STOP
RETÉN DE PANEL
FIXATION PANNEAU
PLATTENSTOPPER



CODICE	Note	g
F043101	fermapannello - panel stop - retén de panel - fixation panneau - Plattenstopper	6

PVC

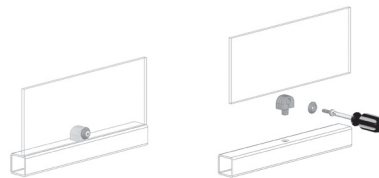
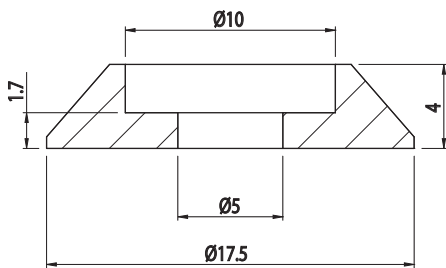


RONDELLA FERMAVETRO
GLASS RETENTION WASHER
ARANDELA SUJETA-CRISTAL
RONDELLE DE FIXATION VERRE
SCHEIBENSTOPPERRING




CODICE	Note	g
084.509.002	Per 084.509.001 - For 084.509.001 - Para 084.509.001 - Pour 084.509.001 - Für 084.509.001	1

Poliammide grigio
Grey polyamide - Polyamide gris
Poliamida color gris - Polyamid grau

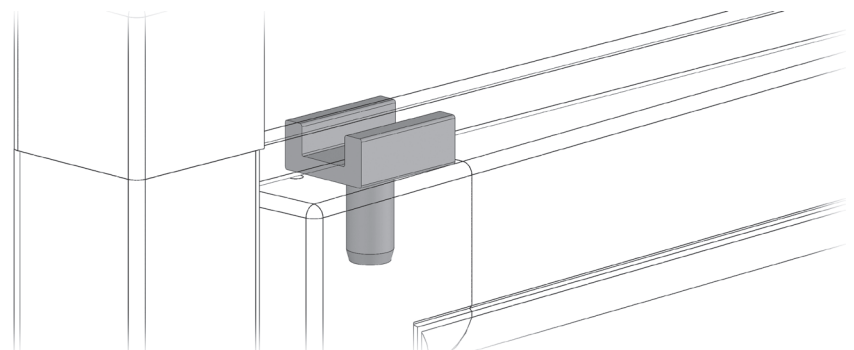
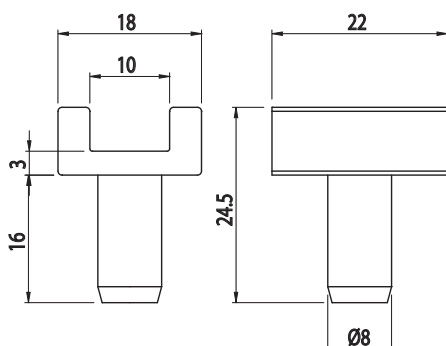


SOFFIETTO
BELLOWS
FUELLE
SOUFFLET
FALTTÜR



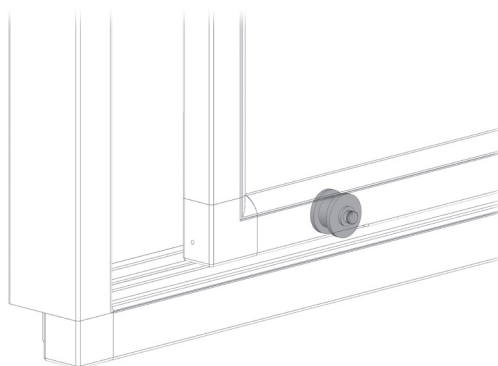
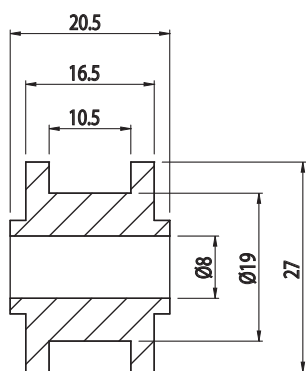

CODICE	Note	g
F060104	Perno per porte scorrevoli a soffiello - Pin for folding doors - Perno para puertas corredizas con fuelle - Pivot pour portes coulissantes à soufflet - Bolzen für Faltschiebetüren	6

PVC



RUOTA PER SCORREVOLE

WHEEL FOR SLIDING
RUEDA PARA SISTEMA CORREDIZO
ROUE POUR PORTE COULISSANTE
RAD FÜR SCHIEBEKONSTRUKTION

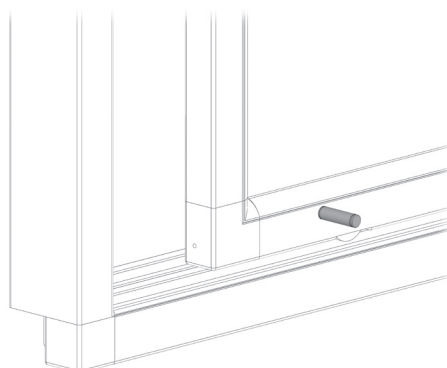
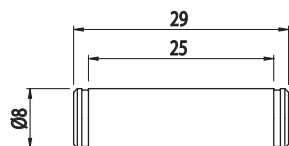


CODICE	Note	g
T090044	Ruota per porte scorrevoli - Wheel for sliding doors - Rueda para puertas corredizas - Roue pour portes coulissantes - Rad für Schiebetüren	10

PVC

PERNO PER RUOTA

WHEEL PIN
PERNO PARA RUEDA
AXE DE ROUE
BOLZEN FÜR RAD



CODICE	Note	g
T090045	Perno per ruote scorrevoli su profilo 25 - Pin for sliding wheels on profile 25 - Perno para ruedas corredizas sobre perfil de 25 - Pivot pour roues pour portes coulissantes sur profilé 25 - Bolzen für Räder für Schiebetüren an Profil 25	25

Acciaio
Steel - Acier
Acero - Stahl

PERNO PER MICRO ROTATIVO

PIN FOR SAFETY ROTARY MICROSWITCH
 PERNO PARA MICROINTERRUPTOR ROTATIVO
 PIVOT POUR MICRO-CONTACTEUR ROTATIF
 BOLZEN FÜR MIKRODREHSCHALTER



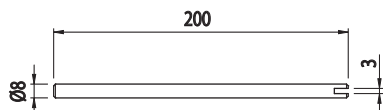
CODICE	Note	g
084.531.001	Per cerniere 084.500.001 - 2 - 3 - 4 - 5 - 6 - For hinges 084.500.001 - 2 - 3 - 4 - 5 - 6 - Para bisagras 084.500.001 - 2 - 3 - 4 - 5 - 6 - Pour charnières 084.500.001 - 2 - 3 - 4 - 5 - 6 - Für Scharniere 084.500.001 - 2 - 3 - 4 - 5 - 6	91

Acciaio zincato

Galvanised steel - Acier zingué
 Acero galvanizado - Verzinkter Stahl

Esempi pag. 285

Examples pp. 285 - Exemples pg. 285
 Ejemplos pg. 285 - Beispiele S. 285



PERNO PER MICRO ROTATIVO

PIN FOR SAFETY ROTARY MICROSWITCH
 PERNO PARA MICROINTERRUPTOR ROTATIVO
 PIVOT POUR MICRO-CONTACTEUR ROTATIF
 BOLZEN FÜR MIKRODREHSCHALTER



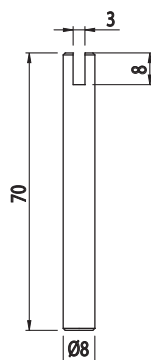
CODICE	Note	g
084.533.002	Adatto alle cerniere 084.503.002 - 003 - Compatible with hinges 084.503.002 - 003 - Apto para las bisagras 084.503.002 - 003 - Adapté aux charnières 084.503.002 - 003 - Geeignet für Scharniere 084.503.002 - 003	27

Acciaio zincato

Galvanised steel - Acier zingué
 Acero galvanizado - Verzinkter Stahl

Esempi pag. 285

Examples pp. 285 - Exemples pg. 285
 Ejemplos pg. 285 - Beispiele S. 285



PERNO PER MICRO ROTATIVO

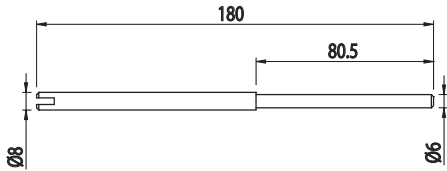
PIN FOR SAFETY ROTARY MICROSWITCH
 PERNO PARA MICROINTERRUPTOR ROTATIVO
 PIVOT POUR MICRO-CONTACTEUR ROTATIF
 BOLZEN FÜR MIKRODREHSCHALTER



CODICE	Note	g
084.608.001	Adatto alla cerniera 084.503.001 - Compatible with hinge 084.503.001 - Apto para la bisagra 084.503.001 - Adapté aux charnières 084.503.001 - Geeignet für Scharnier 084.503.001	65

Acciaio inox
 Stainless steel - Acier inox
 Acero inoxidable - Rostfreier Stahl

Esempi pag. 285
 Examples pp. 285 - Exemples pg. 285
 Ejemplos pg. 285 - Beispiele S. 285

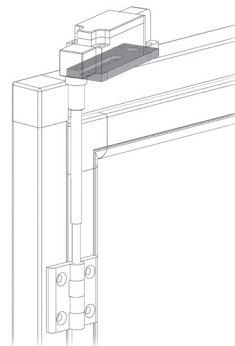
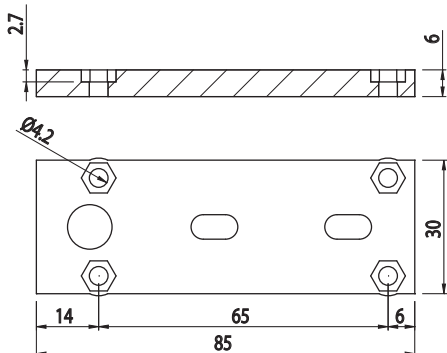


PIASTRA PER MICRO

PLATE FOR MICROSWITCH
 PLACA PARA MICROINTERRUPTOR
 PLAQUE POUR MICRO-CONTACT
 PLATTE FÜR MIKROSCHALTER



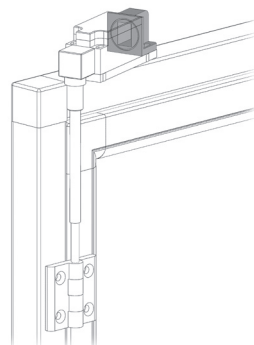
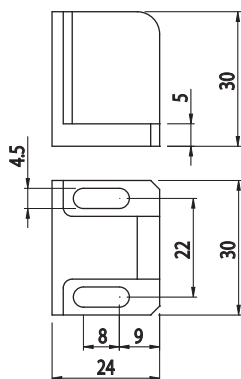

CODICE	Note	g
F038101	Piastra fissaggio micro - Microswitch fastening plate - Placa de fijación para microinterruptor - Plaque fixation micro-contact - Befestigungsplatte für Mikroschalter	20




CUFFIA PER MICRO

CASING FOR MICROSWITCH
 PROTECCIÓN PARA MICROINTERRUPTOR
 CAPUCHON POUR MICRO-CONTACT
 KAPPE FÜR MIKROSCHALTER

CODICE	Note	g
F038102	Cuffia per micro - Casing for microswitch - Protección para microinterruptor - Capuchon pour micro-contact - Kappe für Mikroschalter	25





INDICE

INDEX
ÍNDICE
INDEX
INDEX




COD.	PAG.	COD.	PAG.	COD.	PAG.
084.312.005	27	F030290	23		
084.509.002	31	F038101	34		
084.512.006	25	F038102	35		
084.517.001	30	F043101	30		
084.531.001	33	F060104	31		
084.533.002	33	T010204	26		
084.608.001	34	T010205	26		
5004/3170	25	T010206	27		
B040925	11	T025105DX	16		
B040930	12	T025105SX	16		
B25021A	5	T090016	28		
B25022A	6	T090017	29		
B25024A	6	T090027	28		
B25025A	5	T090044	32		
B30030A	7	T090045	32		
B30031A	8				
B30032A	9				
B30033A	8				
B30034A	11				
B30040A	10				
B30050A	10				
B30052A	9				
B30060A	7				
C030125	5				
C030130	7				
F021103	25				
F025101	13				
F025102	14				
F025103	15				
F025105	15				
F025107	14				
F025115	17				
F025145	17				
F025201	13				
F025215	22				
F025245	22				
F025290	21				
F030101	18				
F030102	19				
F030103	20				
F030107	19				
F030115	20				
F030145	21				
F030201	18				
F030231	24				
F030232	24				



Progetto grafico e impaginazione Sicoservice, Mondovì Cn

Finito di stampare nel mese di Marzo 2021
presso Tipografia San Martino

SP LINE
ED. 15 MAR 2021



ALUSIC S.R.L.

VIA BOLOGNA, 10/A - 12084 - MONDOVÌ (CN) - ITALY

TEL.: (+39) 0174.55.29.49 - FAX: (+39) 0174.47.975

SKYPE: sic.com - MAIL: contact@alusic.com

www.alusic.com

copyright - 03/2021